

Part VI.

Plain Hardware.

Part VI.

Plain Hardware.

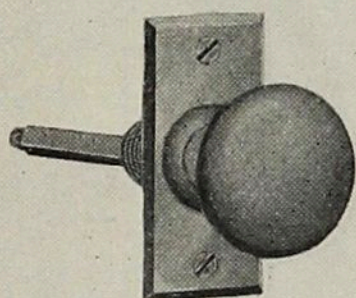
Section.	Pages.
1. Alphabets,	801
2. Bell Pulls,	763
3. Bolts—Barrel, Chain, Cremorne, Espagnolette, Extension, Flush and Foot,	763-771, 887
4. Butts—Cabinet, Shutter, Loose Pin, etc.,	772-777
5. Casement Adjusters,	778-781
6. Chain Door Fasteners,	782
7. Catches—Cupboard, French Window, Elbow, Screen Door and Transom,	782-784
8. Door Checks, Knobs, Pulls and Stops,	786-791
9. Drawer Pulls,	791
10. Escutcheon Plates,	791
11. Fasteners for Bookcases,	784
12. Frame Pulleys,	791
13. Frames for Cards,	792
14. Gate Fixtures,	810
15. Handles—T and Lever,	792-793
16. Hooks—Coat, Hat; Ceiling, Towel, etc.,	794-795
17. Kick Plates,	801
18. Knobs—Door, Drawer, Shutter and Thumb,	791-796
19. Letter Hole Plates,	797
20. Letter Boxes—For Clubs, Office Buildings, etc.,	798-801
21. Numbers,	801
22. Push Buttons,	801
23. Push Plates,	802-803
24. Sash Bolts, Centers, Fast, Hooks, Lifts, etc.,	804-809
25. Sliding Door Latches,	810
26. Signs,	811
27. Shutter Bars,	812
28. Transom Chains and Lifters,	812-815
29. Turnbuckles, Rim and Mortise,	816-817
30. Turns for Cupboards,	785
31. Water Closet Trim,	818-820

Bell Pulls.


Base, $3 \times 1\frac{1}{2}$ inches.

No.		Each.*
1213,	Oval Knob, $2\frac{1}{4} \times 1\frac{1}{2}$ ins.	\$3.30
1217,	Egg " $2\frac{1}{4} \times 1\frac{1}{2}$ "	3.30
1255,	Spheroid " $1\frac{3}{4}$ "	1.50
1285,	Sphere, " 2 "	2.20


Also made with electric attachment.




1255




1680




290




294



93



91



92

Barrel Bolts.

1680,	$2\frac{1}{2}$ inches over all,	. . . \$.85
1682,	3 " " "	. . . 1.00
1684,	4 " " "	. . . 1.20

Necked Bolts.

290,	Case, 1×3 inches,	. . . \$.90
291,	" 1×5 "	. . . 1.20
292,	" 1×6 "	. . . 1.65

Square Bolts.

294,	Case, 1×4 inches,	. . . \$1.20
------	----------------------------	--------------

Square Cased Bolts.

90,	Case, $1\frac{3}{8} \times 2\frac{1}{2}$ inches,	. . . \$1.00
93,	" $1\frac{1}{2} \times 3$ "	. . . 1.20
94,	" $1\frac{1}{2} \times 5$ "	. . . 2.20

Mortise Door Bolts.

Diameter of Bolt, $\frac{1}{2}$ inch.

With Crescent Thumb-Knob.

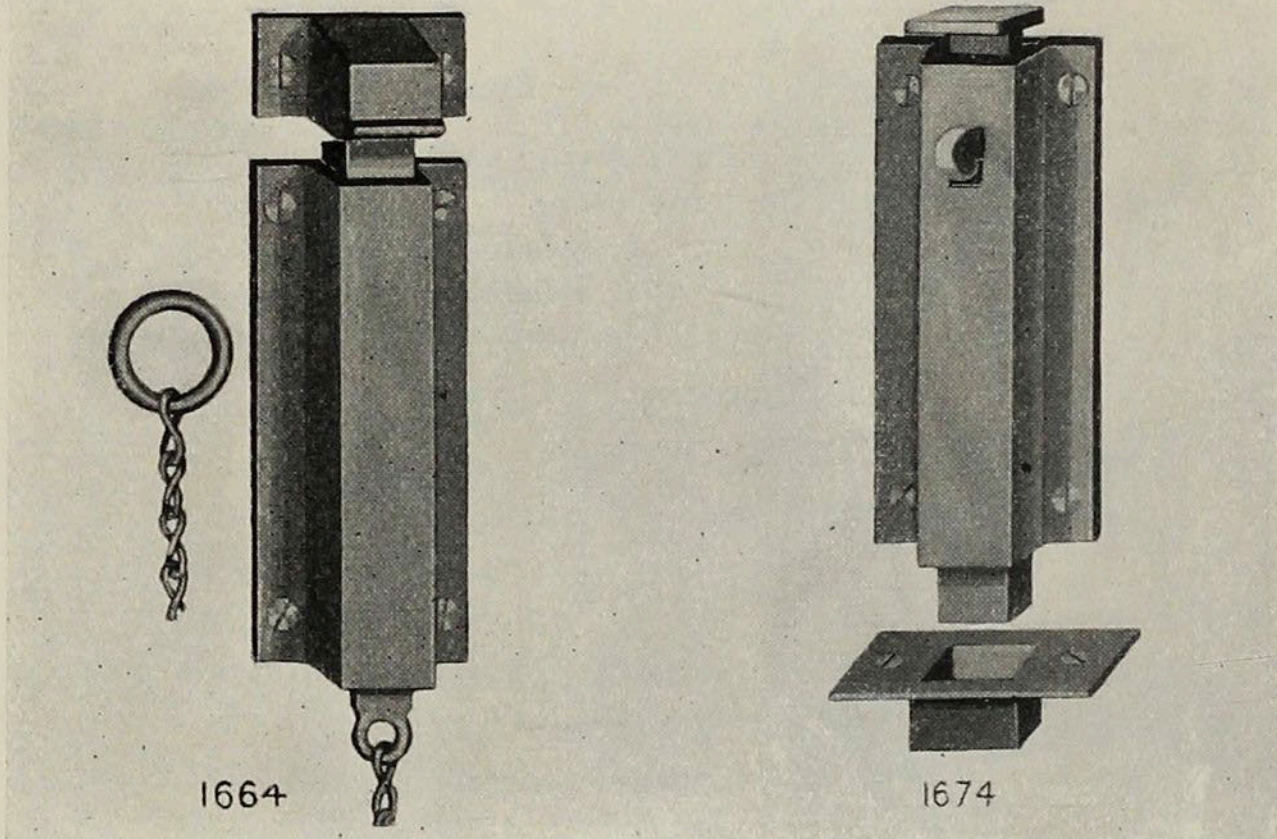
91,	Front, $2 \times \frac{7}{8}$ ins, Backset, 1 in.	\$.80
95,	" " " " 2 "	.80

With Round Knob.

92,	Front, $2 \times \frac{7}{8}$ ins, Backset, 1 in.	\$.80
96,	" " " " 2 "	.80

* In Buffed Bronze or Brass. For article on "Metals and Finishes" see page 595, and for Nomenclature of Finishes and Explanation of Finish Symbols see page 609.

See Note as to Method of Pricing, page 33. Cuts $\frac{1}{4}$ Size.



Chain and Foot Bolts.

Buffed Bronze or Brass.

Chain Bolts are regularly furnished with Rim Strikes but will be provided with Reverse Bevel Strikes when so ordered.

CHAIN BOLTS.

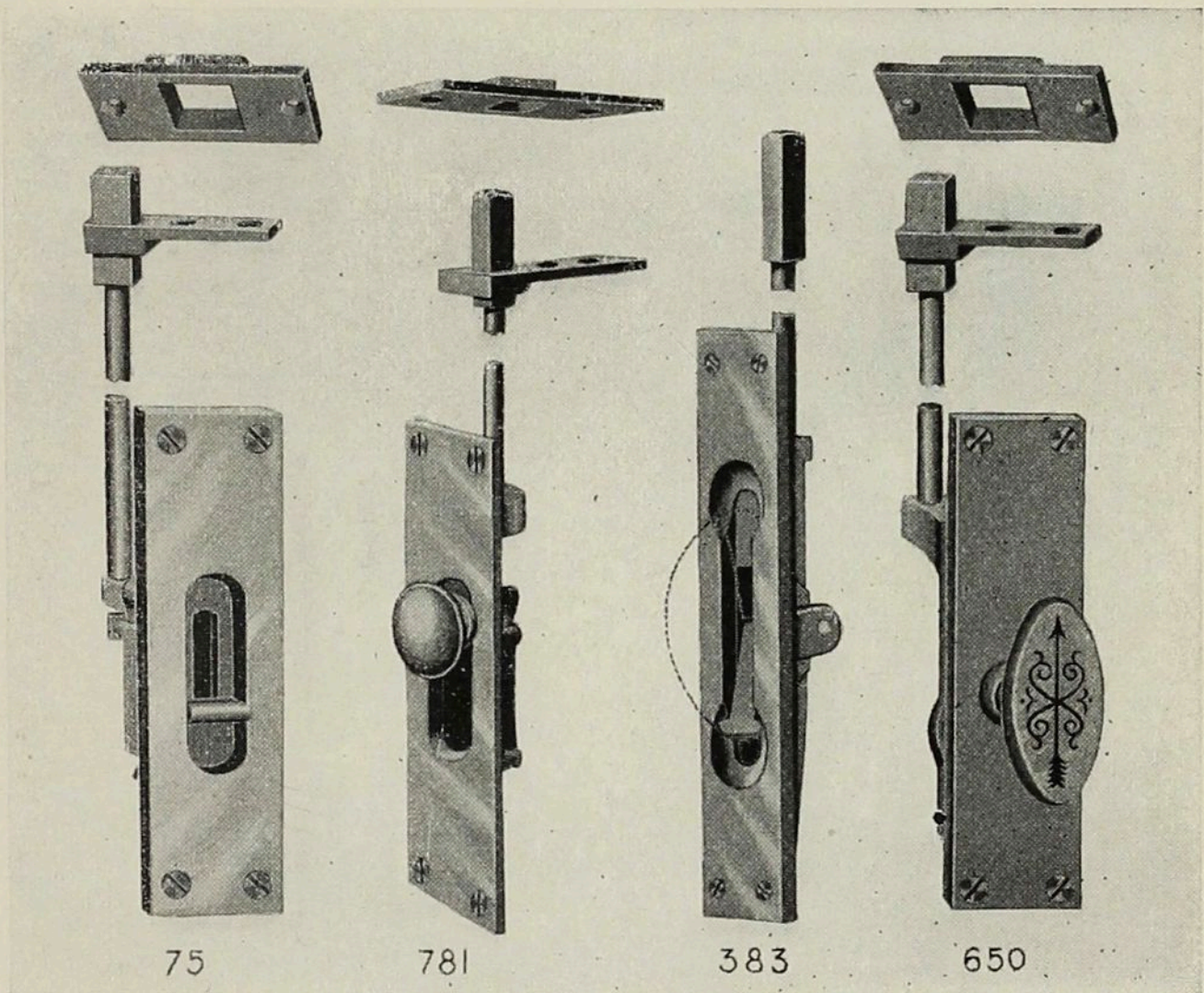
No.	Case, inches,	Each.
1660,	2 × 1 1/2	\$1.30
1661,	3 × 1 3/4	1.55
1662,	4 × 1 7/8	1.75
1663,	5 × 2 1/8	2.20
1664,	6 × 2 1/8	2.40
1665,	8 × 2 1/8	3.30

FOOT BOLTS.

1672,	Case, 4 × 2 1/8 inches	\$1.55
1674,	6 × 2 1/8	2.65
1675,	8 × 2 1/8	3.30

*Also made in Iron. For article on "Metals and Finishes" see page 595, and for Nomenclature of Finishes and Explanation of Finish Symbols see page 609.

See Note as to Method of Pricing, page 33. Cuts 1/4 Size.



Extension Bolts.


Buffed Bronze or Brass.*

No.	WITH SUNK THUMB-PIECE.	Each.
75,	Light: Plate, $5\frac{1}{2} \times 1\frac{1}{2}$ inches,	\$3.20
681,	Heavy: " $5\frac{5}{8} \times 1$ "	3.20
683,	" " " $\times 1\frac{1}{4}$ "	3.20
688,	" " " $\times 1\frac{1}{2}$ "	3.20
	WITH KNOB.	
81,	Light: Plate, $5\frac{1}{2} \times 1\frac{1}{2}$ inches,	2.90
650,	" " " " "	2.90
781,	Heavy: " $5\frac{5}{8} \times 1$ "	2.90
783,	" " " $\times 1\frac{1}{4}$ "	2.90
788,	" " " $\times 1\frac{1}{2}$ "	3.40
	WITH LEVER.	
380,	Heavy: Plate, $5 \times \frac{5}{8}$ inches,	4.00
383,	" " $6\frac{5}{8} \times 1\frac{1}{4}$ "	4.00

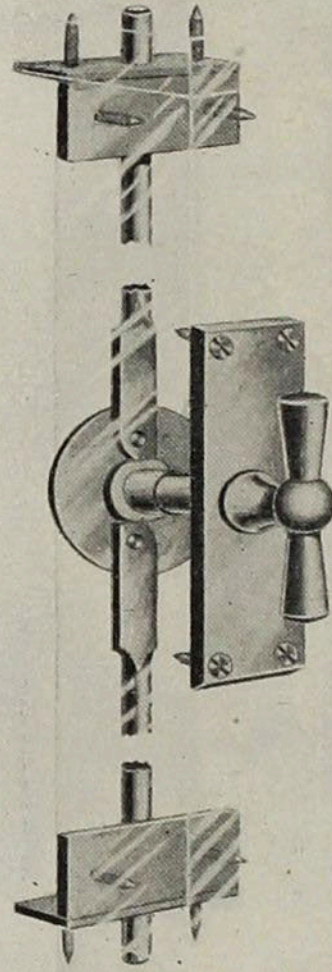
Standard length of rod as priced, 24 inches. For each additional 12 inches of rod, or fraction thereof, add 25 cents.

*Nos. 75 and 650 also made in Iron. For article on "Metals and Finishes" see page 595, and for Nomenclature of Finishes and Explanation of Finish Symbols see page 609.

See Note as to Method of Pricing, page 33. Cuts $\frac{1}{4}$ Size.



988



892

Extension Bolts.

No.	SINGLE FLUSH BOLT.	Each.*
888,	Plate, $7 \times 1\frac{3}{4}$ inches, length of rod 12 inches,	\$ 5.25
988,	" $7 \times 2\frac{1}{2}$ " " " " " " " "	10.60

For each additional foot of rod add 25 cents.

DOUBLE SURFACE BOLT.

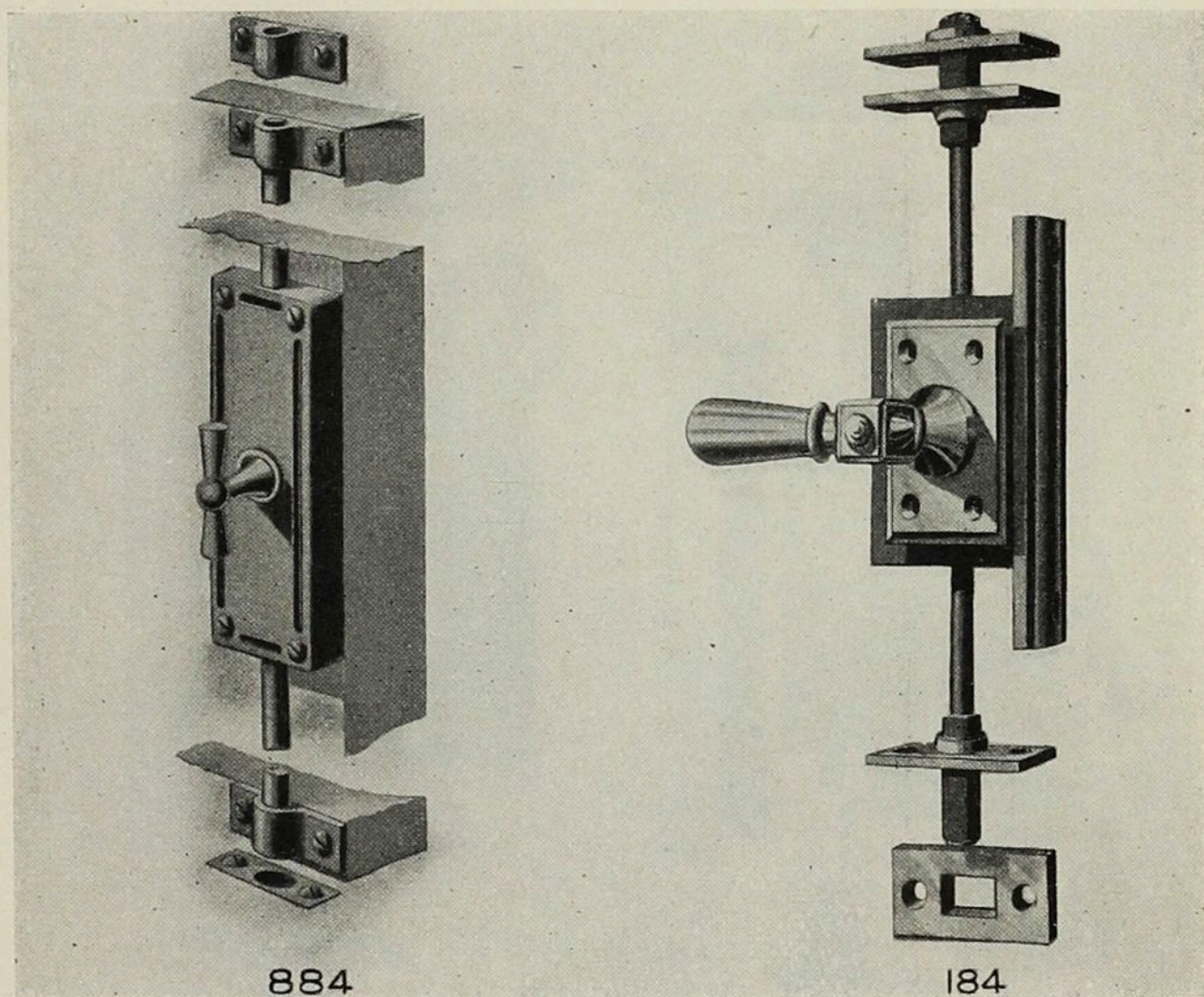
892,	Plate, 3×1 inches, length of rods, 4 feet,	6.60
------	---	------

For each additional foot of rod (up to 8 feet) add 35 cents.

When specifying bolt No. 892 give height and thickness of door, distance from bottom of door to desired position of T Handle, also sectional detail of head and sill.

*In Buffed Bronze or Brass. For article on "Metals and Finishes" see page 595, and for Nomenclature of Finishes and Explanation of Finish Symbols see page 609.

See Note as to Method of Pricing, page 33. Cuts $\frac{1}{4}$ Size.



Extension Bolts.

No.	DOUBLE RIM BOLTS.	Each.*
884,	Case, $4 \times 1\frac{3}{8} \times \frac{1}{2}$ ins., length, 7 feet,	\$10.60
887,	" $9\frac{1}{2} \times 3\frac{7}{8} \times 1$ " " 9 " 6 ins.,	19.80
889,	" $6\frac{1}{8} \times 1\frac{3}{4} \times \frac{7}{8}$ " " 9 " 6 "	13.25

For each additional foot of rod add 55 cents.

When specifying give height of door and distance from bottom to desired position of T-Handle, style of strike (mortise or rim), desired; also state if door sill is to be of wood, metal or stone. Illustration shows rim strike at top and mortise strike at bottom.

DOUBLE MORTISE BOLTS.

184,	Case, $3 \times 2\frac{1}{8} \times \frac{3}{4}$ ins.; Front $4 \times \frac{7}{8}$ ins., length, 8 feet,	\$16.00
384,	" " " " " " " " " "	18.30

For each additional foot of rod add 15 cents.


No. 184 is occasionally used as a strike for double doors and can be furnished with dummy trim to match inside trim on active leaf of door.

No. 384 operates bolts at top, bottom and center simultaneously.

When specifying give complete measurements and sectional details.

*In Buffed Brass or Bronze. For article on "Metals and Finishes" see page 595.

See Note as to Method of Pricing, page 33. Cuts $\frac{1}{4}$ Size.



Double Mortise Extension Bolts.

No.	Each.*
188, Case, $3\frac{3}{4} \times 4\frac{7}{8}$ inches, length, 8 feet,	\$16.50
Additional Rod, per foot,	.15
Plate, $5\frac{3}{8} \times 2\frac{1}{2}$ inches: Front, $6\frac{1}{8} \times 1\frac{1}{4}$ inches:	
Backset of Rod, $2\frac{3}{4}$ inches.	

FOR EXTRA HEAVY DOORS.


186, Case, $6\frac{1}{4} \times 4\frac{7}{8}$ inches, length, 8 feet,	\$35.00
Additional Rod, per foot,	.15
Front, $8\frac{5}{8} \times 1\frac{1}{4}$ inches: Backset of Rod, $2\frac{3}{4}$ inches.	

Can be used as a strike for double doors and also furnished with dummy trim to match inside trim on active leaf of door.

When specifying give complete measurements and sectional details.

* In Buffed Brass or Bronze. For article on "Metals and Finishes" see page 595, and for Nomenclature of Finishes and Explanation of Finish Symbols see page 609.

See Note as to Method of Pricing, page 33. Cuts $\frac{1}{4}$ Size.



Flush Bolts.

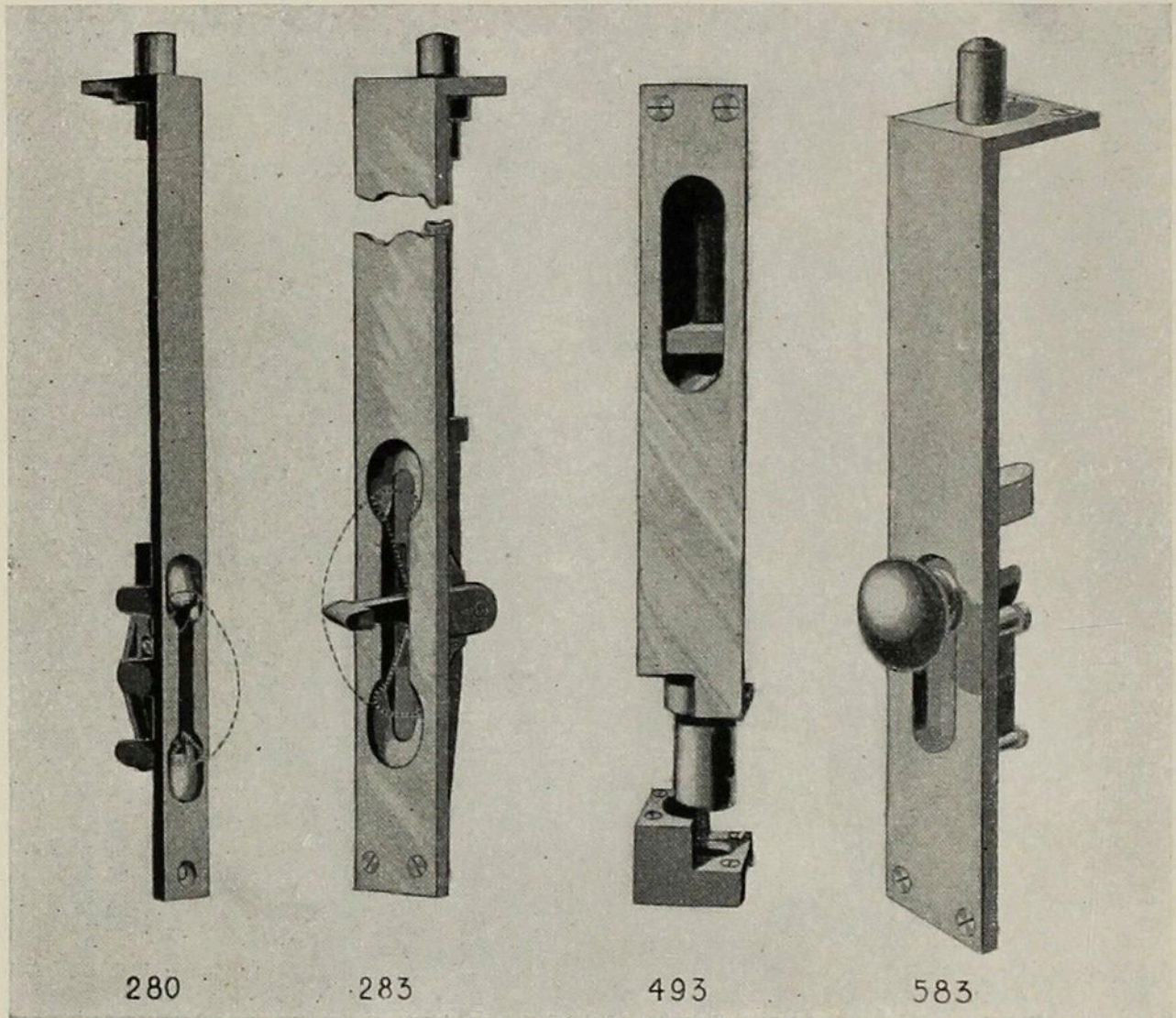
Buffed Bronze or Brass.*

No.		Plate from	up to	Each.
1620,	With Knob.	$8 \times 1\frac{1}{8}$ inches	$24 \times 1\frac{1}{8}$ inches	from \$2.10 to \$4.60
1715,	With Sunk Thumb-piece.	6×1 inches	15×1 inches	from \$1.70 to 4.60
480,	With Sunk Thumb-piece.	$4 \times \frac{5}{8}$ inches	$18 \times \frac{5}{8}$ inches	from \$1.60 to 2.90
$480\frac{3}{4}$,	With Sunk Thumb-piece.	$24 \times \frac{3}{4}$ inches	$36 \times \frac{3}{4}$ inches	\$4.00 and 5.00
485,	With Sunk Thumb-piece.	$2\frac{1}{2} \times \frac{1}{2}$ inches	$6 \times \frac{1}{2}$ inches	from \$.15 to .30
481,†	With Sunk Thumb-piece.	6×1 inches	42×1 inches	from \$3.00 to 10.20
482,†	With Sunk Thumb-piece.	$6 \times 1\frac{1}{8}$ inches	$12 \times 1\frac{1}{8}$ inches	from \$3.10 to 3.85
483,†	With Sunk Thumb-piece.	$6 \times 1\frac{1}{4}$ inches	$36 \times 1\frac{1}{4}$ inches	from \$3.20 to 9.25
484,†	With Sunk Thumb-piece.	$6 \times 1\frac{1}{2}$ inches	$12 \times 1\frac{1}{2}$ inches	from \$3.20 to 4.00

* Nos. 1620 and 1715 also made in Iron. For article on "Metals and Finishes" see page 595, and for Nomenclature of Finishes and Explanation of Finish Symbols see page 609.

† Can be furnished with Spring bolts if desired, at additional cost.

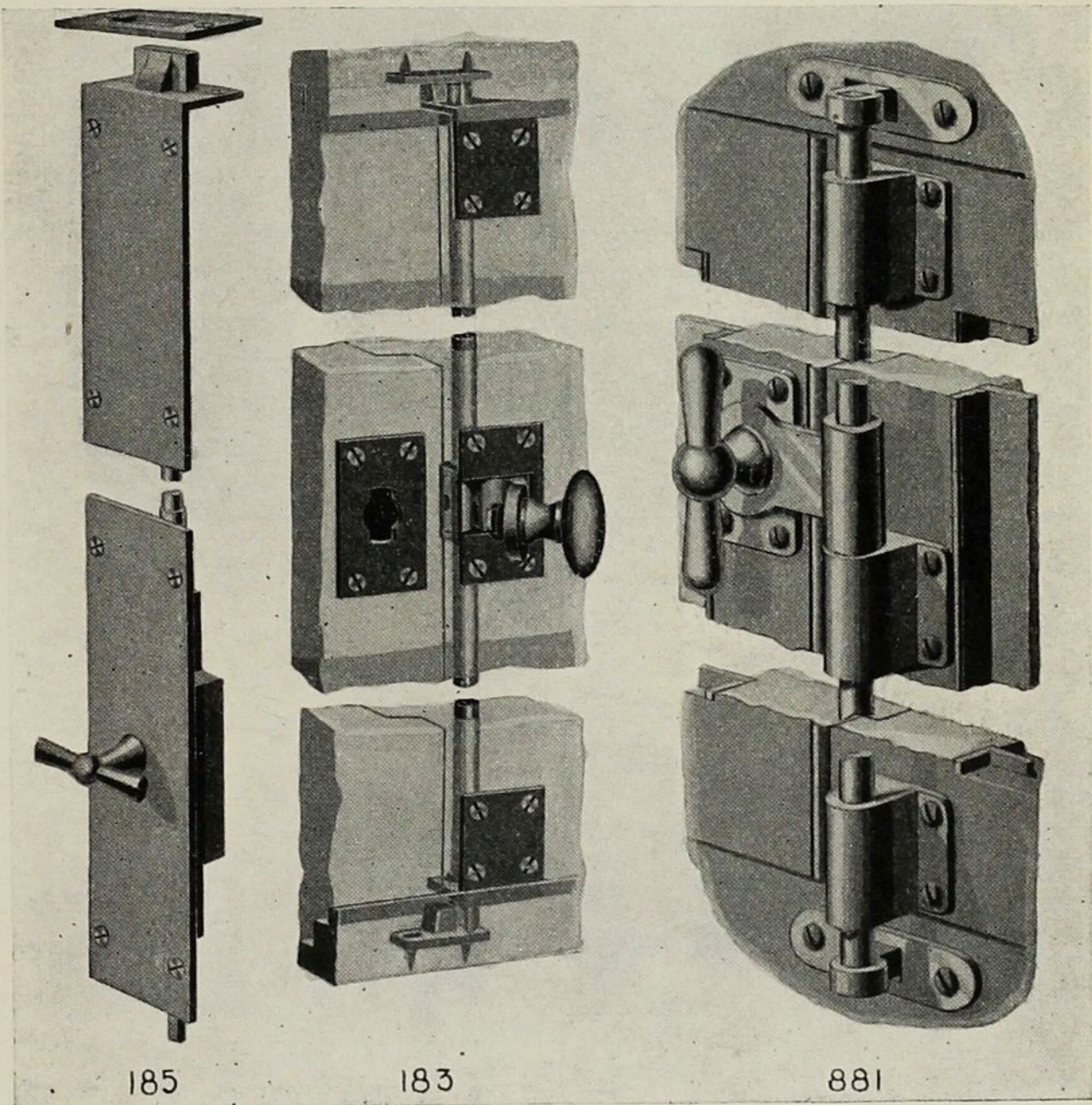
See Note as to Method of Pricing, page 33. Cuts $\frac{1}{4}$ Size.



No.	Flush Bolts.	Each.*
280,	With Lever. Plate from $6 \times \frac{5}{8}$ inches up to $48 \times \frac{5}{8}$ inches,	from \$2.65 to \$18.00
281,	With Lever. Plate from 6×1 inches up to 48×1 inches.	from \$4.00 to 18.50
283,	With Lever. Plate from $6 \times 1\frac{1}{4}$ inches up to $48 \times 1\frac{1}{4}$ inches.	from \$4.00 to 18.50
494,	With Sunk Thumb-piece; for Dutch doors. Plate $4\frac{3}{4} \times 1\frac{1}{4}$ inches.	6.60
493,	With Sunk Thumb-piece; for Dutch doors. Plate $7\frac{1}{8} \times 1\frac{1}{4}$ inches.	6.60
581,	With Thumb-knob. Plate from 6×1 inches up to 42×1 inches.	from \$3.30 to 10.60
582,	With Thumb-knob. Plate from $6 \times 1\frac{1}{8}$ inches up to $48 \times 1\frac{1}{8}$ inches.	from \$3.30 to 13.20
583,	With Thumb-knob. Plate from $6 \times 1\frac{1}{4}$ inches up to $60 \times 1\frac{1}{4}$ inches.	from \$3.70 to 27.00
584,	With Thumb-knob. Plate from $6 \times 1\frac{1}{2}$ inches up* to $60 \times 1\frac{1}{2}$ inches.	from \$3.70 to 27.00

* In Buffed Brass or Bronze. For article on "Metals and Finishes" see page 595, and for Nomenclature of Finishes and Explanation of Finish Symbols see page 609.

See Note as to Method of Pricing, page 33. Cuts $\frac{1}{4}$ Size.



No.	Espagnolette Bolts.	Each.*
185,	Top and Bottom Plates, $5 \times 1\frac{1}{2}$ inches; Center Plate, $7 \times 1\frac{3}{4}$ inches; length, 7 ft. Reversible.	\$13.20
	Additional Rod,	per foot, .15
183,	Plate and Strike, $2\frac{3}{4} \times 1\frac{1}{2}$ ins.; length, 7 ft. Not Reversible.	\$12.00
	Additional Rod,	per foot, 1.00
881,	For French Windows, width of Stile, $1\frac{1}{4}$ inches,	\$15.85
882,	" " " " " " 2 "	15.85
	Additional Rod,	per foot, 1.00

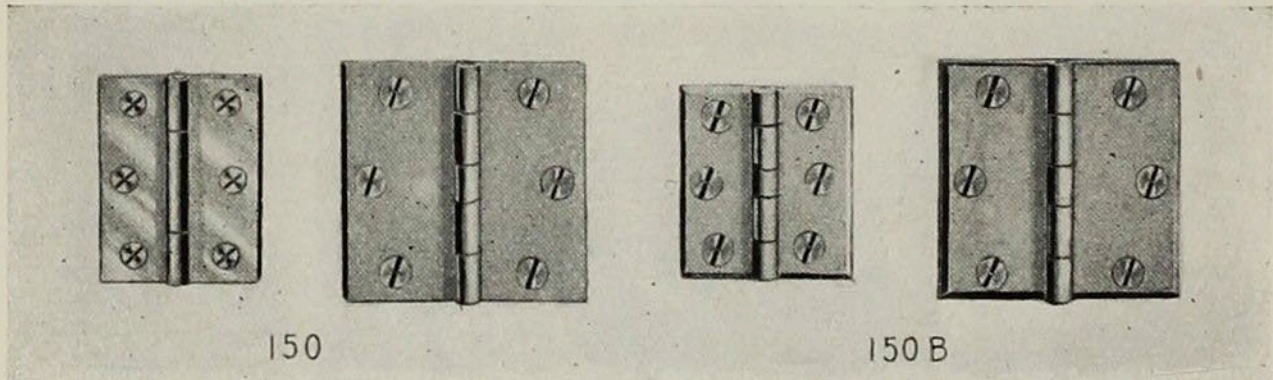
When Specifying, give complete measurements and sectional details.

* In Buffed Brass or Bronze: For article on "Metals and Finishes" see page 595, and for Nomenclature of Finishes and Explanation of Finish Symbols see page 609.

See Note as to Method of Pricing, page 33. Cuts $\frac{1}{4}$ Size.

Cremorne Bolts.

For Plain and Ornamental Cremorne Bolts see page 887.



Shutter Butts.

Buffed Bronze or Brass.*

No.		Pair.
150,	Square edge, $2 \times 1\frac{3}{4}$ inches,	\$.85
"	" " 2×2 "	.95
"	" " $2\frac{1}{2} \times 2\frac{1}{2}$ "	1.20
"	" " 3×3 "	1.85
150B,	Beveled edge, $2 \times 1\frac{3}{4}$ "	.95
"	" " 2×2 "	1.10
"	" " $2\frac{1}{2} \times 2\frac{1}{2}$ "	1.40
"	" " 3×3 "	2.00


Also made in 29 additional sizes from $1\frac{1}{2} \times 1$ inches up to 4×3 inches.

Wrought Steel, Bower-Barffed.*

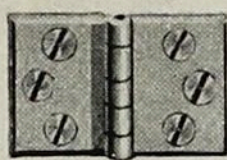
9838,	Square edge, $2 \times \frac{5}{8}$ inches (Illustrated on page 774),	\$.20
"	" " $2\frac{1}{4} \times 1\frac{3}{4}$ "	.25
"	" " 3×2 "	.35

*For article on "Metals and Finishes" see page 595, and for Nomenclature of Finishes and Explanation of Finish Symbols see page 609.

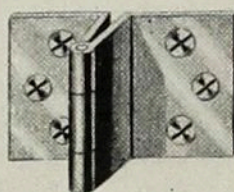
See Note as to Method of Pricing, page 33. Cuts $\frac{1}{4}$ Size.




50



50 B



60

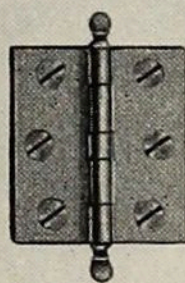


60 B


Shutter Flaps.

Buffed Bronze or Brass.*

No.		Pair.
50,	Square edge, $1\frac{1}{4} \times 1\frac{3}{4}$ inches,	\$.75
"	" " " $1\frac{1}{2} \times 2\frac{1}{4}$ "	.85
50B,	Beveled edge, $1\frac{1}{4} \times 1\frac{3}{4}$ inches,	.85
"	" " " $1\frac{1}{2} \times 2\frac{1}{4}$ "	.95
60,	Square edge, 3 fold, $1\frac{1}{4} \times 2$ inches,	1.65
"	" " " $1\frac{1}{2} \times 2\frac{1}{4}$ "	2.20
60B,	Beveled edge, " $1\frac{1}{4} \times 2$ "	2.30
"	" " " $1\frac{1}{2} \times 2\frac{1}{4}$ "	2.75

Nos. 50 and 50B, made in 9 additional sizes from $1 \times 1\frac{1}{2}$ ins. up to $1\frac{3}{4} \times 2\frac{1}{2}$ ins.

160



160 B

Cabinet Butts.

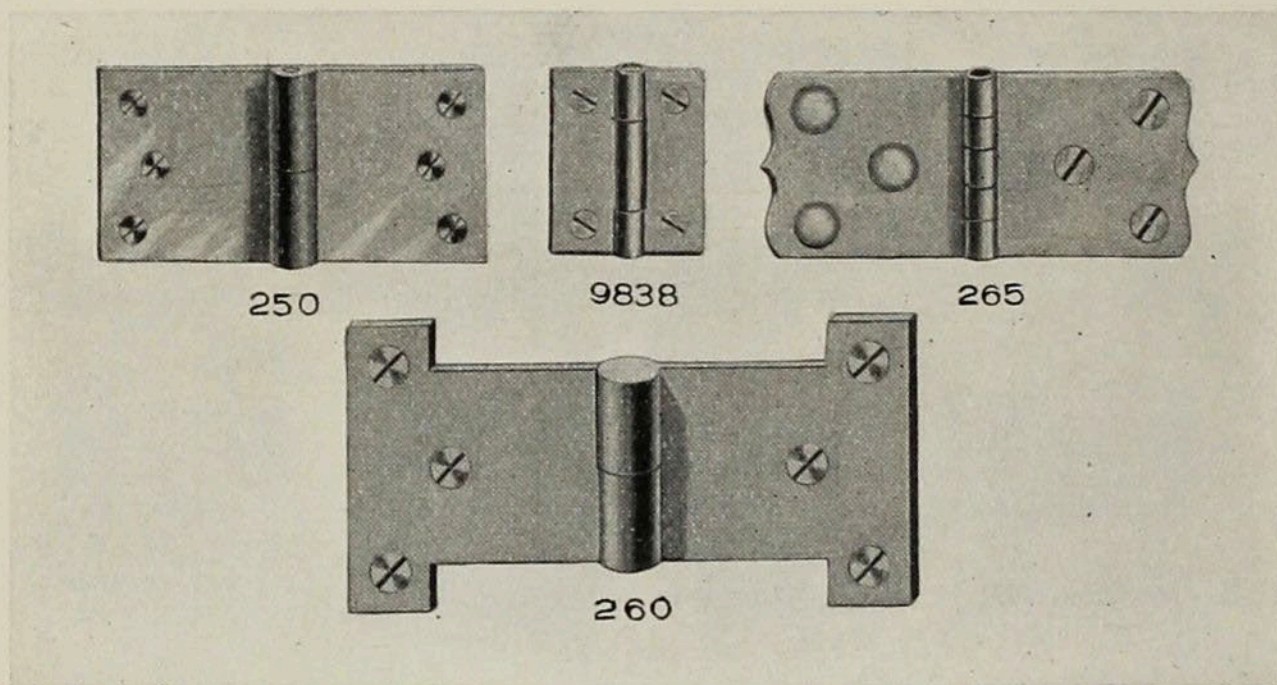
Buffed Bronze or Brass.*

No.		Pair.
160,	Square edge. 2 $\times 1\frac{3}{4}$ inches.	\$1.00
"	" " " 2 $\times 2$ "	1.10
"	" " " $2\frac{1}{2} \times 2\frac{1}{2}$ "	1.40
"	" " " 3 $\times 3$ "	2.00
160B,	Beveled edge, 2 $\times 1\frac{3}{4}$ "	1.15
"	" " " 2 $\times 2$ "	1.30
"	" " " $2\frac{1}{2} \times 2\frac{1}{2}$ "	1.60
"	" " " 3 $\times 3$ "	2.20

Also made in 20 additional sizes from $1\frac{1}{2} \times 1$ inches up to 4×3 inches.

* For article on "Metals and Finishes" see page 595, and for Nomenclature of Finishes, and Explanation of Finish Symbols, see page 609.

See Note as to Method of Pricing, page 33. Cuts $\frac{1}{4}$ Size.



Loose and Fast Joint Butts.

Buffed Bronze or Brass.*

LOOSE JOINT BUTTS.

Not Reversible. Hand must be Specified.

No.		Pair.
250,	2 × 4 inches,	\$3.75
"	2 × 4 1/2 " "	4.40
260,	Parliament, 1 3/4 × 2 3/4 inches,	1.00
"	" 3 × 6 " "	10.00
270,	" With Tips, 1 3/4 × 2 3/4 inches,	1.20
"	" " " " 3 × 6 " "	10.00

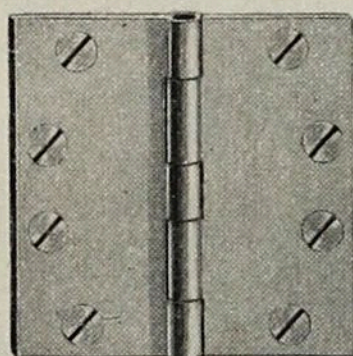
FAST JOINT SURFACE BUTTS.

Not Reversible. Hand must be Specified.

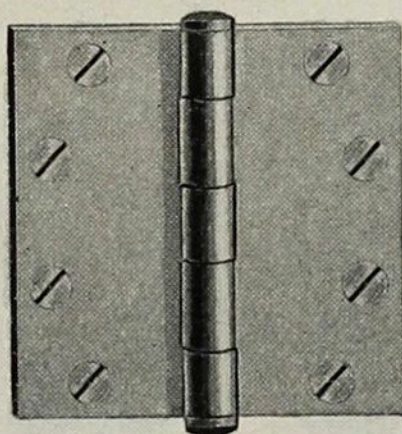
265,	For Wood, 1 7/8 × 4 1/2 inches,	\$2.65
"	" Marble, " "	6.00
"	" " 3 1/2 × 5 " "	8.85

*For article on "Metals and Finishes" see page 595, and for Nomenclature of Finishes and Explanation of Finish Symbols see page 609.


See Note as to Method of Pricing, page 33. Cuts 1/4 Size.



147



350

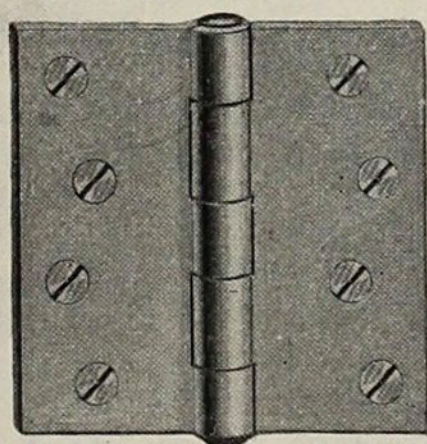


785

Fast Joint Butts.

Buffed Bronze or Brass.*

No.		Pair.
147,	Fast Joint Transom Butts, 6 sizes from $2\frac{1}{2} \times 2\frac{1}{2}$ inches up to 4×4 inches.	from \$1.25 to \$ 3.20
350,	Heavy Fast Joint Butts, 18 sizes from 2×2 inches up to 12×12 inches.	from \$2.00 to 96.80
785,	Medium Weight Fast Joint Butts, 9 sizes from 2×2 inches up to 6×6 inches.	from \$2.00 to 11.00



9808

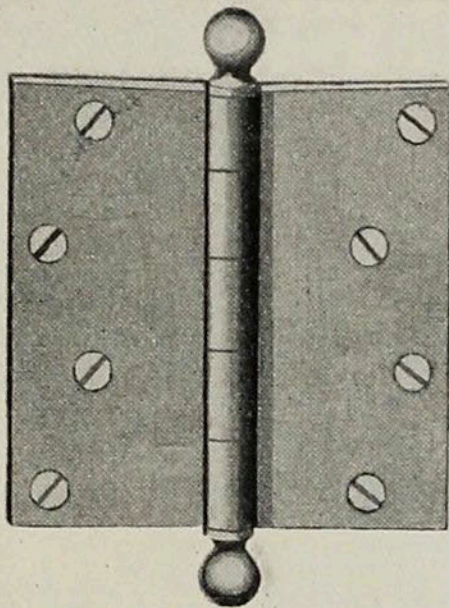
Fast Joint Butts.

Wrought Steel, Bower-Barffed.*

No.		Pair.
9808,	8 sizes from 2×2 inches up to 5×5 ins., from \$.55 to \$2.20	

*For article on "Metals and Finishes" see page 595, and for Nomenclature of Finishes and Explanation of Finish Symbols see page 609.

See Note as to Method of Pricing, page 33. Cuts $\frac{1}{4}$ Size.




2047

Loose Pin Butts.

Iron, Bronze Plated.*

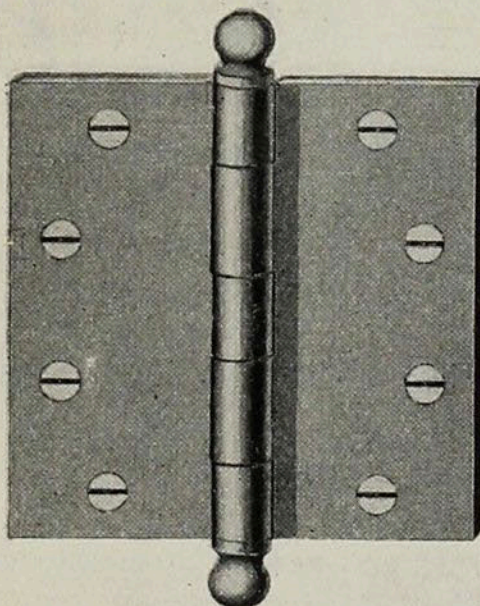
No.	Size	Material	Pair.
2047,	2 1/2 × 2 1/2 ins.,	Iron, Bronze Plated.*	\$.75
"	3 × 3 "	"	.80
"	3 1/2 × 3 1/2 "	"	.95
"	4 × 4 "	"	1.05
"	4 1/2 × 4 1/2 "	"	1.20
"	5 × 5 "	"	1.45
"	5 × 6 "	"	2.00
"	5 1/2 × 5 1/2 "	"	1.85
"	6 × 6 "	"	2.25



9239

Wrought Steel, Bower-Barffed.*

9239,	2 × 2 ins.,	Wrought Steel, Bower-Barffed.*	\$.95
"	2 1/2 × 2 1/2 "	"	1.05
"	3 × 3 "	"	1.20
"	3 1/2 × 3 1/2 "	"	1.50
"	4 × 4 "	"	1.65
"	4 1/2 × 4 1/2 "	"	2.25
"	5 × 5 "	"	2.65
"	5 1/2 × 5 1/2 "	"	3.30
"	5 × 6 "	"	3.30
"	5 × 7 "	"	4.00
"	6 × 6 "	"	4.00



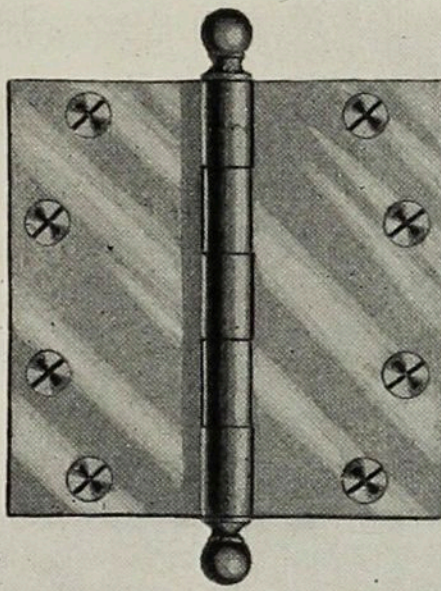
9241

Wrought Steel, Bower-Barffed.*


9241,	2 × 2 ins.,	Wrought Steel, Bower-Barffed.*	\$.60
"	2 1/2 × 2 1/2 "	"	.85
"	3 × 3 "	"	1.00
"	3 1/2 × 3 1/2 "	"	1.20
"	4 × 4 "	"	1.45
"	4 1/2 × 4 1/2 "	"	1.80
"	5 × 5 "	"	2.25
"	5 1/2 × 5 1/2 "	"	2.85
"	6 × 6 "	"	3.85

*For article on "Metals and Finishes" see page 595, and for Nomenclature of Finishes and Explanation of Finish Symbols see page 609.

See Note as to Method of Pricing, page 33. Cuts 1/4 Size.



780



750

Loose Pin Butts.

Buffed Bronze or Brass.*

No. 780, Medium, steel bushed, self-lubricating; with "hold-fast" pins, except sizes under $3\frac{1}{2} \times 3\frac{1}{2}$ inches.

Size.	Pair.	Size.	Pair.
2 \times 2 inches,	\$ 2.00	4 $\frac{1}{2}$ \times 4 $\frac{1}{2}$ inches,	\$ 6.00
2 $\frac{1}{2}$ \times 2 $\frac{1}{2}$ "	2.65	5 \times 5 "	6.60
3 \times 3 "	3.60	5 $\frac{1}{2}$ \times 5 $\frac{1}{2}$ "	8.85
3 $\frac{1}{2}$ \times 3 $\frac{1}{2}$ "	4.25	6 \times 6 "	11.00
4 \times 4 "	5.10		

Also made in 41 irregular sizes from $1\frac{3}{4} \times 2$ ins. up to 10×6 ins.; and also in Iron.

No. 750, Extra Heavy, steel bushed, self-lubricating; with "hold-fast" pins:


Size.	Pair.	Size.	Pair.
3 \times 3 inches,	\$ 4.25	6 \times 6 inches,	\$14.35
3 $\frac{1}{2}$ \times 3 $\frac{1}{2}$ "	4.90	6 \times 7 "	24.25
4 \times 4 "	6.40	6 \times 8 "	35.25
4 $\frac{1}{2}$ \times 4 $\frac{1}{2}$ "	8.00	6 \times 9 "	44.00
5 \times 5 "	9.30	6 \times 10 "	70.50
5 $\frac{1}{2}$ \times 5 $\frac{1}{2}$ "	12.15	7 \times 7 "	24.25
5 \times 6 "	11.50	8 \times 8 "	35.25
5 \times 7 "	15.50	12 \times 12 "	96.80

Also made in 29 irregular sizes from $2\frac{1}{2} \times 1\frac{1}{2}$ ins. up to 16×12 ins.; and also in Iron.

*For article on "Metals and Finishes" see page 595, and for Nomenclature of Finishes and Explanation of Finish Symbols see page 609.

See Note as to Method of Pricing, page 33. Cuts $\frac{1}{4}$ Size.

Original from the E.R. Butler & Co. Research Library



Casement Adjusters.

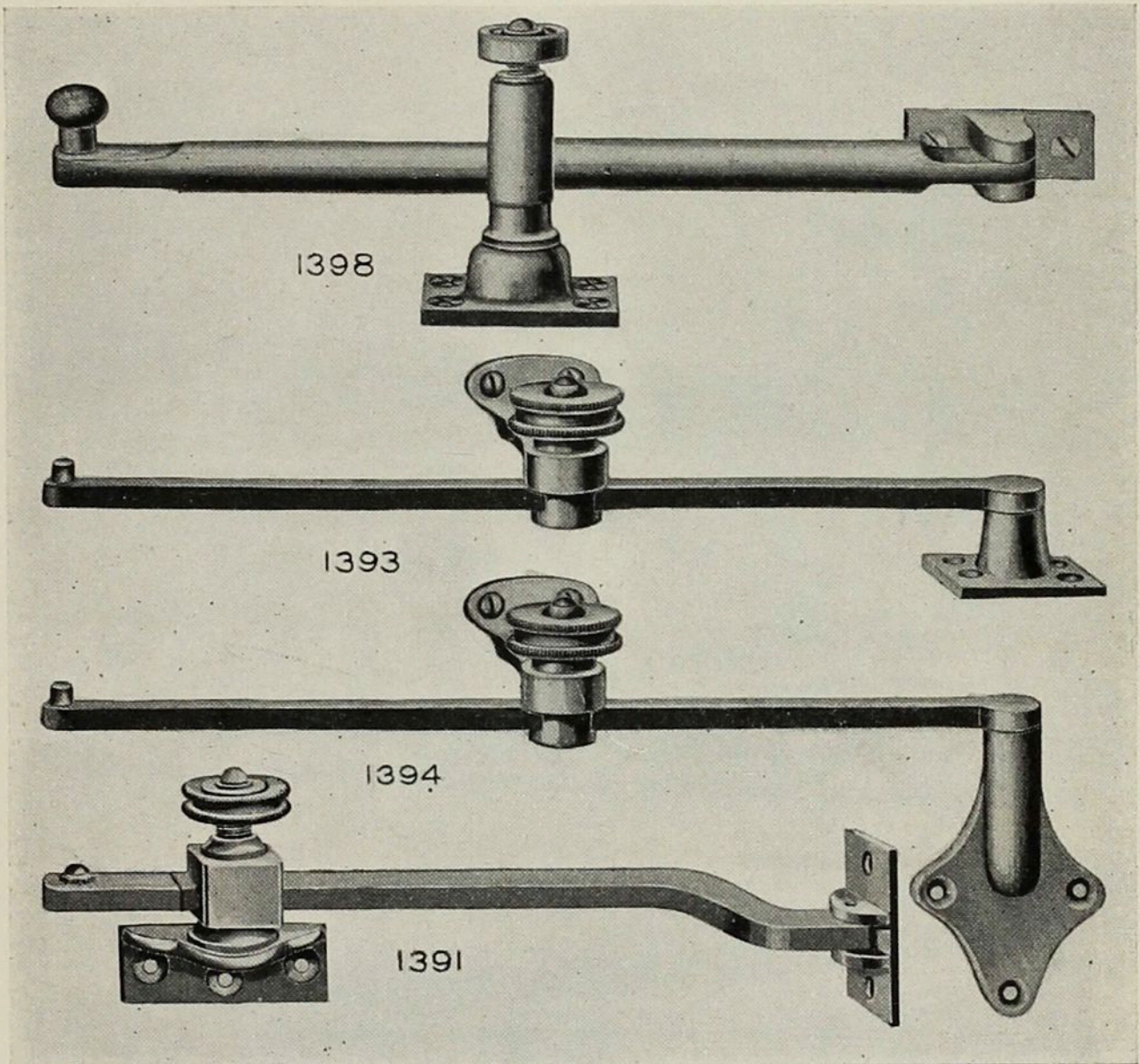
No.	Each.*
1379, for Casements opening <i>out</i> . Standard Plate, $2\frac{1}{8} \times 1\frac{1}{8}$ inches. Rod: diameter $\frac{3}{8}$ inch, length 12 inches,	\$2.90
1388, for Casements opening <i>out</i> (a locking adjuster used principally for casements hinged at top). 2 Standard Plates, $\frac{3}{4} \times 2\frac{1}{8}$ inches. Bar: $\frac{1}{4} \times \frac{3}{4}$ inches, length 10 inches,	4.50
1386,† for Casements opening <i>out</i> . Standard Plate, $2\frac{1}{4} \times \frac{7}{8}$ inches. Rod: diameter $\frac{3}{8}$ inch, length 12 inches,	3.00
1397,† for Casements opening <i>out</i> . Standard Plate, $1\frac{5}{8} \times 1\frac{3}{8}$ inches. Rod: diameter $\frac{5}{16}$ inch, length 12 inches,	4.50

For each additional inch of Rod for above add 25 cents, except for No. 1397, for which add 45 cents.

* In Buffed Bronze or Brass. No. 1386 also made in Iron. For article on "Metals and Finishes" see page 595, and for Nomenclature of Finishes and Explanation of Finish Symbols see page 609.

† The Posts of Nos. 1386 and 1397 may be made to fit special conditions at slight extra cost.

See Note as to Method of Pricing, page 33. Cuts $\frac{1}{4}$ Size



Casement Adjusters.


No.	Each.*
1398, † for Casements opening <i>out</i> . Standard Plate, $2\frac{1}{4} \times 1\frac{1}{2}$ inches. Rod: diameter $\frac{5}{8}$ inches, length 12 inches,	\$10.50
1393, † for Casements opening <i>in</i> , with Stool. Pivot Plate, $1\frac{1}{8} \times 1\frac{5}{8}$ inches. Bar: $\frac{1}{2} \times \frac{1}{4}$ inches, length 12 inches,	4.50
1394, † for Casements opening <i>in</i> , without Stool. Pivot Plate, $1 \times \frac{3}{4}$ inches. Bar: $\frac{1}{2} \times \frac{1}{4}$ inches, length 12 inches,	4.50
1391, for Casements opening <i>in</i> , recessed or with Sloping Stool. Standard Plate, $\frac{7}{8} \times 2\frac{1}{8}$ inches. Bar: $1\frac{1}{4} \times \frac{5}{8}$ inches, length $9\frac{5}{8}$ inches,	6.60

For each additional inch of Rod or Bar for above add 45 cents.

* In Buffed Bronze or Brass. For article on "Metals and Finishes" see page 595, and for Nomenclature of Finishes and Explanation of Finish Symbols see page 609.

† Posts may be made to fit special conditions at slight extra cost.

See Note as to Method of Pricing, page 33. Cuts $\frac{1}{4}$ Size.




Casement Adjusters.

No.		Each.*
1396, †	for Casements opening out. Standard Plate, $2\frac{1}{8} \times 1$ inches. Bar: $\frac{3}{8} \times \frac{1}{2}$ inches, length 12 inches, For each additional inch of Bar add 45 cents.	\$6.60
1395, †	for Casements opening out. Standard Plate, $2\frac{5}{16} \times 1\frac{1}{8}$ inches. Rod: $\frac{1}{2} \times \frac{1}{2}$ inch, length 8 inches, Made also with 12 inches of Rod, \$8.85; 18 inches, \$10.00, or 24 inches, \$11.00.	7.75
1392,	for Casements opening out. Plate, $12\frac{1}{2} \times 1\frac{1}{4}$ inches. Length of Bar, 12 inches.	7.75

*In Buffed Bronze or Brass. For article on "Metals and Finishes" see page 595, and for Nomenclature of Finishes and Explanation of Finish Symbols, see page 609.

† Posts may be made to fit special conditions at slight extra cost.

See Note as to Method of Pricing, page 33. Cuts $\frac{1}{4}$ Size.



Casement Adjusters.

No.	Each.*
1387, for Casements opening <i>in</i> or <i>out</i> . Plate, $11 \times 1\frac{1}{4}$ inches. Length of Bar, $9\frac{1}{2}$ inches,	\$ 6.00

1390, for Casements opening <i>out</i> , where Screens are used. Plate, $15\frac{5}{8} \times 1\frac{1}{4}$ inches. Bar: $\frac{7}{16}$ inch square, length 11 inches,	17.60
---	-------

Specially suitable for windows with inside screens, as arm does not extend into room. The only adjuster made which renders it impossible for the window to be swung in unless so desired: stops prevent slipping.

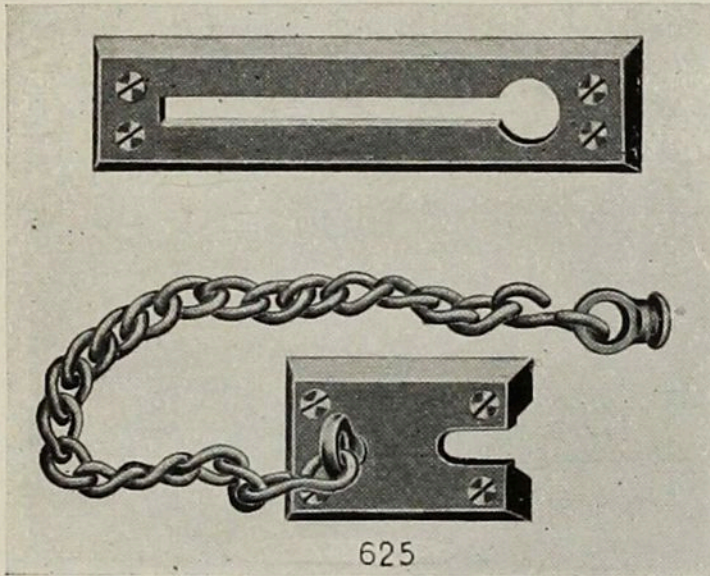
1399, for Casements opening <i>out</i> , especially where inside Screens are used. Plate, $8\frac{1}{4} \times 1\frac{1}{4}$ inches. Length of Bar, $7\frac{1}{2}$ inches,	2.45
--	------

Made also with Plate 7×1 inches and 6 inches of Bar, \$2.45; with Plate $12 \times 1\frac{1}{4}$ inches and 12 inches of Bar, \$2.90; with Plate $15 \times 1\frac{1}{2}$ inches and 15 inches of Bar, \$3.25; with Plate $18 \times 1\frac{1}{2}$ inches and 18 inches of Bar, \$3.60.

1399 $\frac{1}{2}$, for Casements opening <i>out</i> , where Screens are used. Plate, $12\frac{1}{2} \times 1\frac{1}{4}$ inches. Length of Bar, 12 ins. (see 1399, page 781)	6.60
---	------

*In Buffed Brass or Bronze. For article on "Metals and Finishes" see page 595, and for Nomenclature of Finishes and Explanation of Finish Symbols see page 609.


See Note as to Method of Pricing, page 33. Cuts $\frac{1}{4}$ Size.



Chain
Door Fastener.

Buffed Bronze or Brass.*

No.	Each.
625, Case, $1\frac{3}{8} \times 5\frac{3}{4}$ ins.;	
Strike, $2 \times 1\frac{3}{8}$ ins.;	
Chain, 9 ins.,	\$2.40



Cupboard Catches and Bolts.


Buffed Bronze or Brass.*

No.	Each.
512, Case, $1\frac{1}{2} \times 1\frac{3}{4}$ inches,	\$.70
513, " $1\frac{1}{2} \times 2\frac{3}{4}$ "	.80
1181, " $1\frac{1}{4} \times 1\frac{7}{8}$ "	1.85
1481, " $1\frac{1}{4} \times 2$ "	1.50
1485, " $2 \times 1\frac{1}{8}$ "	1.60
1486, " $1\frac{3}{4} \times 1\frac{3}{8}$ "	1.50
705, " $1\frac{5}{8} \times 1\frac{3}{4}$ "	1.00

Nos. 625, 512 and 513 also made in Iron.


*For article on "Metals and Finishes" see page 595, and for Nomenclature of Finishes and Explanation of Finish Symbols see page 609.

See Note as to Method of Pricing, page 33. Cuts $\frac{1}{4}$ Size.



Transom Catches.

No.	Case, inches.	Each.*
605,	$1\frac{3}{8} \times 1\frac{1}{4}$ inches.	\$.60
1186,	$2\frac{1}{8} \times 2\frac{1}{8}$ "	2.20
1187,	$2 \times 2\frac{3}{8}$ "	2.80
1188,	$2\frac{1}{8} \times 1\frac{1}{4}$ "	1.45
1189, Face,	$1 \times 1\frac{1}{2}$ "	1.60
1184,	$\frac{7}{8} \times 1\frac{1}{2}$ "	.90
	Selvedge, $1\frac{3}{8} \times 1$ inches.	1.60
	" $1\frac{3}{8} \times 1\frac{1}{2}$ "	.90



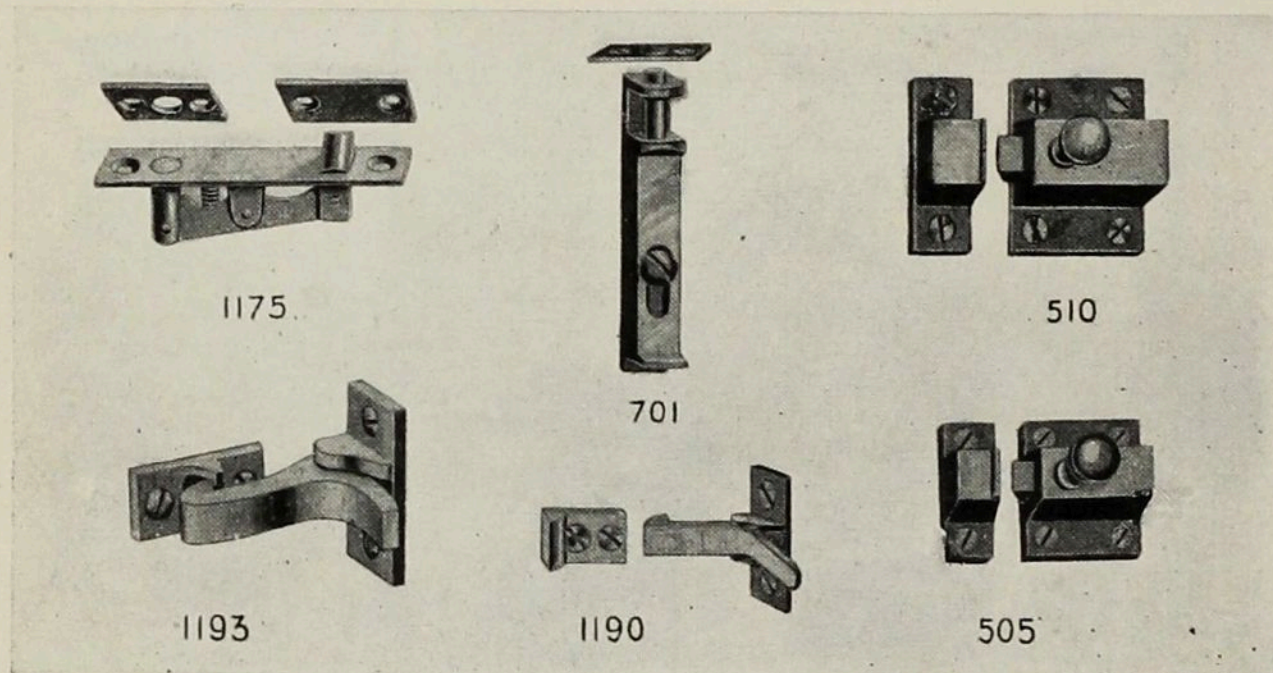
Catches for Screen Doors.

Outside Trim: Lever Handle and Plate. Backset $1\frac{1}{4}$ inches.

No.	Case, inches.	Each.*
530,	Box Rim Strike. Case, $2\frac{1}{4} \times 1\frac{7}{8}$ inches.	\$2.00
531,	Mortise Strike. " " "	2.00
532,	Flush Rim Strike. " " "	2.00

*In Buffed Brass or Bronze: Also made in Iron, except No. 1188. For article on "Metals and Finishes" see page 595, and for Nomenclature of Finishes and Explanation of Finish Symbols see page 609.

See Note as to Method of Pricing, page 33. Cuts $\frac{1}{4}$ Size.



Catches, Bolts and Fasteners.

Buffed Bronze or Brass.*

BOOK CASE FASTENER.

No.		Each.
1175,	Front, $3\frac{1}{4} \times \frac{5}{8}$ inches,	\$.65

RIM CUPBOARD BOLTS.

700,	Case, $2 \times \frac{1}{2}$ inches,	\$.35
701,	" $3 \times \frac{1}{2}$ "60

FRENCH WINDOW CATCHES.

505,†	" $1\frac{3}{8} \times 1\frac{1}{4}$ inches,	\$.55
510,†	" $1\frac{7}{8} \times 1\frac{1}{2}$ "60


ELBOW CATCHES.

1190,†	Plate, $\frac{1}{2} \times 1\frac{1}{2}$ inches, Hook, $1\frac{5}{16}$ inches,	\$.80
1191,†	" $\frac{5}{8} \times 1\frac{1}{4}$ " " $1\frac{1}{4}$ "30
1193,†	" 1×2 " " $2\frac{1}{4}$ "	1.80

* For article on "Metals and Finishes" see page 595, and for Nomenclature of Finishes and Explanation of Finish Symbols see page 609.

† Also made in Iron.

See Note as to Method of Pricing, page 33. Cuts $\frac{1}{4}$ Size.



Cupboard Turns.

Buffed Bronze or Brass.*

WITH T-HANDLE.

No.	Case,	Dimensions	Each
499,	1 1/2 x 1	inches,	\$.90
503,	1 3/4 x 1 3/4	"90
501,	2 1/4 x 1 5/8	"	1.05

WITH ROUND KNOB.

502,	1 3/4 x 1 3/4	inches,	\$.90
500,	2 1/4 x 1 5/8	"	1.05
1089,	2 x 2 1/4	"	1.35

WITH OVAL KNOB.

499 1/2,	1 1/2 x 1	inches,	\$.90
500 1/2,	2 1/4 x 1 5/8	"	1.05
502 1/2,	1 3/4 x 1 3/4	"90
1089 1/2,	2 x 2 1/4	"	1.35

* Also made in Iron, except No. 1089, which is made in Bronze or Brass only. For article on "Metals and Finishes" see page 595, and for Nomenclature of Finishes and Explanation of Finish Symbols see page 609.

The Blount Door Check and Spring.

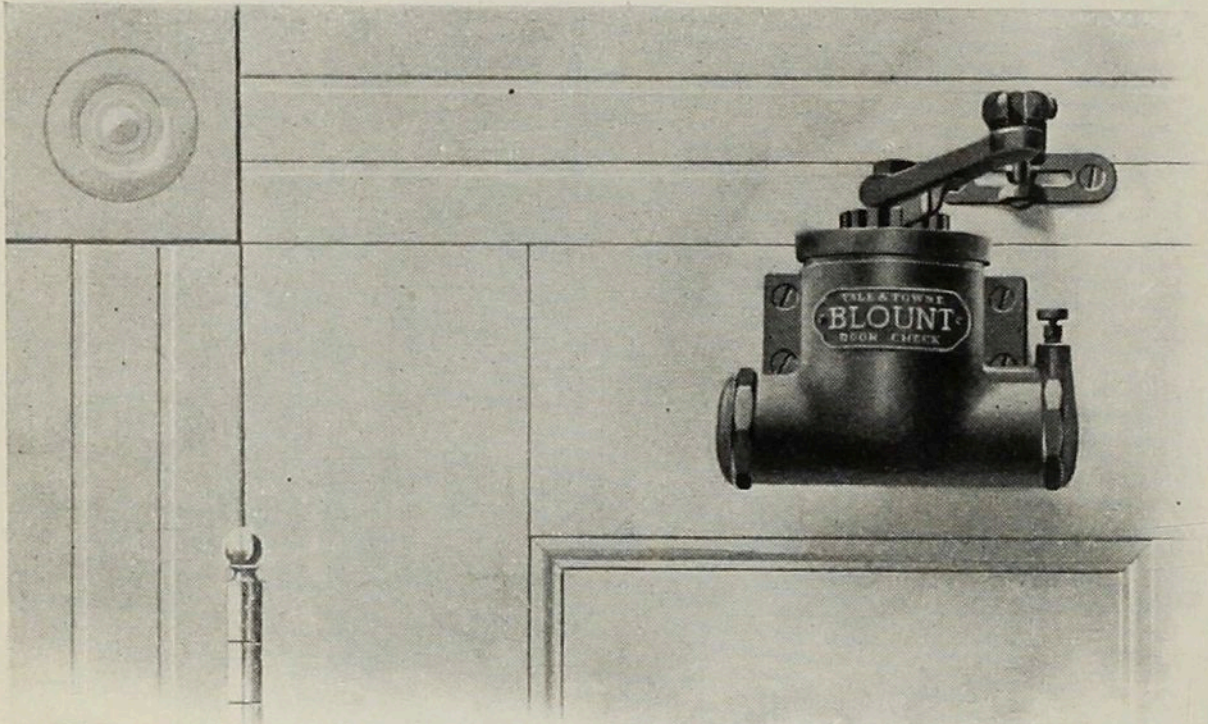


Fig. 1. Right-hand Door From Inside. Use Right-hand Check.





Fig. 2. Right-hand Door From Outside. Use Left-hand Check with Bracket.

The Yale & Towne
Blount Door Check and Spring.



DOOR CHECKS applied on inner or hinge side of door are recommended wherever the conditions permit.

Select the illustration on opposite page, showing the position in which check is to be placed and the text will indicate the hand. State these facts and specify the size of check required in accordance with table

given below. It would be well also to give size and location of door.

For doors exposed to severe draughts use a check one size larger than called for in the table below.

Doors with metal frames or heavy glass panels require a heavier check than ordinary doors of equal size.

SIZES AND PRICES.

Size.	Description.	Each.
1.	For very light doors,	\$6.00
2.	For light inside doors,	8.00
3.	For inside doors of medium size,	10.00
4.	For heavy inside and ordinary outside doors,	12.00
5.	For outside doors of medium size,	16.00
6.	For heavy outside doors,	20.00

Checks are furnished regularly in gold bronze.

At the same price (when so ordered, they will be supplied in silver bronze, or imitation of Bower-Barff.

At an additional price they will be furnished plated in brass, bronze, nickel, copper, oxidized silver, or any other finish desired, either polished or unpolished. Or in *solid* brass or bronze, if desired.

The Yale & Towne
Blount Door Check and Spring
For Special Conditions.

TO OPEN ALL THE WAY BACK :

When Checks are to be attached to Outside of doors—that is the side from which hinges cannot be seen (as shown in Fig. 2, page 786), and it is required to open doors all the way back (180 degrees), they will be furnished with an extra length of arm, in order to prevent the latter from hitting the bracket.

FOR DOORS WITH FLUSH JAMBS:


When a Check is to be applied to the Soffit of the door by means of a bracket and the Soffit is not sufficiently wide to furnish a footing for the regular bracket, a flush bracket will be furnished, without additional charge.

FOR ROUND TOP DOORS:

If the check is applied to the *door*, a suitable bracket will be furnished without additional charge. If applied to the *jamb*, a flush bracket as described above should be used. Brackets for Round Top Doors vary in accordance with the dimensions and radius of the door ; therefore in specifying give the width of the door and the radius of top. State also the hand of door and whether it must open all the way back (180 degrees).

FOR STORM OR SCREEN DOORS :

When the space between two doors is limited, as in the case of a storm or screen door, a check may be applied *between* the doors. The jamb bracket in such case is either screwed to the Side Jamb or Soffit of door frame. The closing power of a check so applied is not equal to that of a check regularly applied, and therefore with heavy doors an auxiliary spring should be used.



Door Pulls and Stops.


Buffed Bronze or Brass.*

No.	Each.
58, Flat Front Flush Sliding Door Pull, Case, $3\frac{5}{8} \times 2\frac{1}{4} \times \frac{5}{8}$ ins; Front, $5\frac{3}{4} \times 1\frac{1}{4}$ inches. Reversible. Pull is thrown out by pressing plunger,	\$2.65
78, Same as No. 58, but with Astragal Front,	8.00†
68, Flat Front Flush Sliding Door Pull, Front, $5\frac{1}{2} \times 1\frac{1}{8}$ inches. Lower part of Pull is thrown out by pressing upper part,	1.20
88, Same as No. 68, but with Astragal Front,	2.65†
900, Flat Front Sliding Door Stop, $2\frac{3}{4} \times 1$ inches,10
901, Same as No. 900, but with Astragal Front,10
1125, Double Acting Spring Door Stop, Case, $6\frac{1}{2} \times 2\frac{1}{4} \times 1$ inches. Projection of Bolt when thrown, $1\frac{1}{4}$ inches,	3.30

*No. 1125 also made in Iron, and Nos. 900 and 901 made in Iron only: Bronze Plated. For article on "Metals and Finishes" see page 595, and for Nomenclature of Finishes and Explanation of Finish Symbols, see page 609.

†Priced set of 2.

See Note as to Method of Pricing, page 33. Cuts $\frac{1}{4}$ Size.



Door Stops.

Buffed Bronze or Brass.*

No.		Each.
1103,	Height $1\frac{3}{8}$ inch, Base $1\frac{1}{8}$ inches,	\$1.30
1104,	With Wood Screws. Height of Holder $3\frac{1}{2}$ inches,	3.00
1105,	Length (inch rubber) $3\frac{1}{4}$ inches, Base $1\frac{1}{4}$ inches,	1.30
1106,	With Wood Screws. Base $1\frac{3}{4} \times 2$ inches, Height $2\frac{7}{8}$ ins.,	8.75
1107,	With Wood Screws. Same as No. 1106, but with Drop Hook,	9.60
1108,	With Wood Screws. Height. (including rubber) 2 inches,	9.00
1109,	With Wood Screws. Base $1\frac{3}{4}$ ins., made in various lengths,	5.50
"	No Hook, $1\frac{1}{2}$, 2, $2\frac{1}{4}$, $2\frac{1}{2}$ inches,	2.25
"	" 3, $3\frac{1}{2}$, 4 inches,	2.75
"	" 5, 6, 7 inches,	3.25
1110,	With Wood Screws. $1\frac{1}{2} \times 2\frac{3}{8}$ inches,	1.20

* No. 1105 also made in Iron. Nos. 1106, 1107, 1108 and 1109 also furnished with Expansion Bolts at additional cost. No. 1109 Regularly furnished with $2\frac{1}{2}$ inch Hooks; 3, $3\frac{1}{2}$ and 4 inches supplied if specified.

See Note as to Method of Pricing, page 33. Cuts $\frac{1}{4}$ Size

Door Stops—(Continued.)

Buffed Bronze or Brass.*
(Illustrated on opposite page.)

No.		Each.
1111,	With Bolts and Nuts. Height, 3 inches. Made for various thicknesses of marble as specified,	\$3.75
1112,	“Duplex,” for Double Acting Doors, $4 \times 2\frac{1}{2}$ inches, . . .	3.20
1112 $\frac{1}{2}$,	“Single,” for Single Doors, $2\frac{1}{2} \times 2$ inches,	2.10

Door Knobs.

For Plain Metal or Wood Door Knobs, see Part V, pages 708 and 709.
For Ornamental Door Knobs, see Part III, Section 3, pages 236 to 581.

Door Pulls.

For Plain and Ornamental Door Pulls, see Part VII, Sec. 1, pages 823 to 846.


Drawer Pulls.

For Plain and Ornamental Drawer Pulls, see Part VII, Section 22, pages 925 to 939.

Includes Druggist Drawer Pulls, with Card Frames, Flush Ring Pulls, etc.

Escutcheon Plates, Cup Escutcheons and Key Plates.

For Plain Escutcheon Plates, see Part V, Section 1, pages 704 and 705.
For Ornamental Escutcheon Plates, see Part III, Section 3, pages 236 to 581; also Part V, Section 2, pages 710 to 734.
For Plain Cup Escutcheons, see Part V, Section 1, pages 706 and 707.
For Ornamental Cup Escutcheons, see Part VII, Section 13, pages 904 to 915.
For Plain Key Plates, see Part V, Section 1, pages 704 and 705.
For Ornamental Key Plates, see Part VII, Section 26.



Frame Pulleys.


Front and Strike, Buffed Bronze or Brass.*
Frame, Japanned Iron.

No.		Each.
818,	Front, $4\frac{5}{8} \times 1\frac{1}{8}$ ins. 2 in. Wheel.	\$1.00
819,	“ $5\frac{3}{8} \times 1\frac{1}{4}$ “ $2\frac{1}{4}$ “ “	1.10
820,	“ $5\frac{1}{2} \times 1\frac{1}{4}$ “ $2\frac{1}{2}$ “ “	1.25

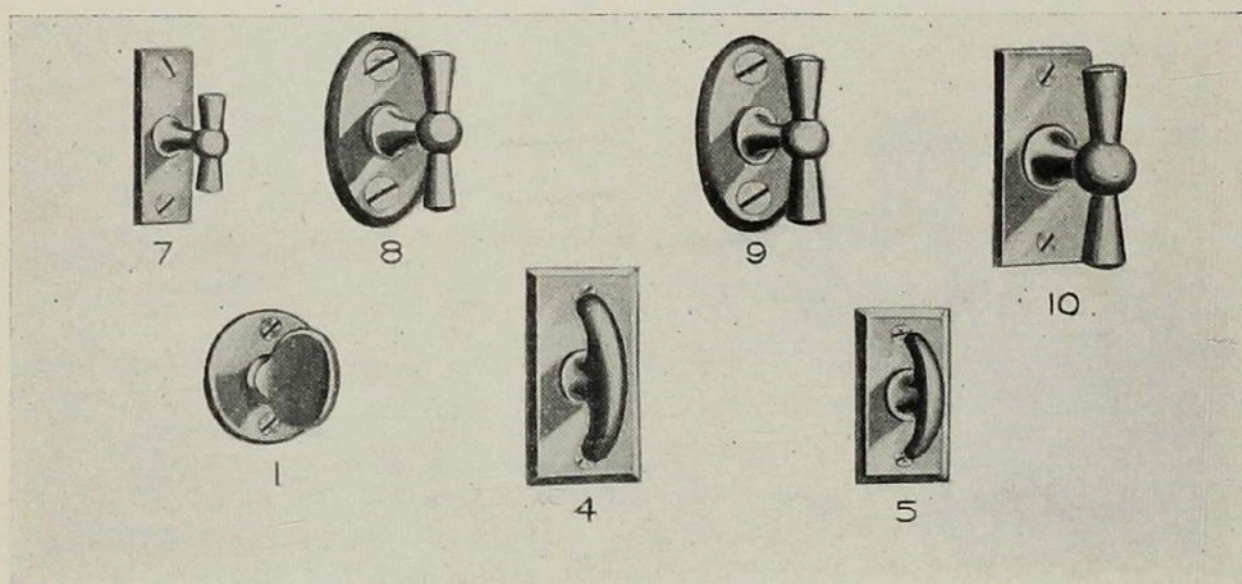
*For article on “Metals and Finishes” see page 595, and for Nomenclature of Finishes and Explanation of Finish Symbols see page 609.

See Note as to Method of Pricing, page 33. Cuts $\frac{1}{4}$ Size.

Card Frames.



No.	Size.	For Card.	Each.*
915,	$1\frac{1}{8} \times 4\frac{1}{2}$ ins.,	$\frac{1}{2} \times 2\frac{1}{2}$ ins.,	\$.25
916,	$1\frac{1}{4} \times 2$	" $1 \times 1\frac{3}{4}$ "	.20
917,	$1\frac{1}{8} \times 2\frac{3}{4}$	" $1 \times 2\frac{1}{4}$ "	.25
918,	$1\frac{1}{4} \times 3\frac{1}{4}$	" $1\frac{1}{8} \times 2\frac{7}{8}$ "	.30
919,	$1\frac{7}{8} \times 3\frac{1}{2}$	" $1\frac{5}{8} \times 3$ "	.35



T-Handles and Thumb-Pieces.

T-HANDLES AND PLATES.

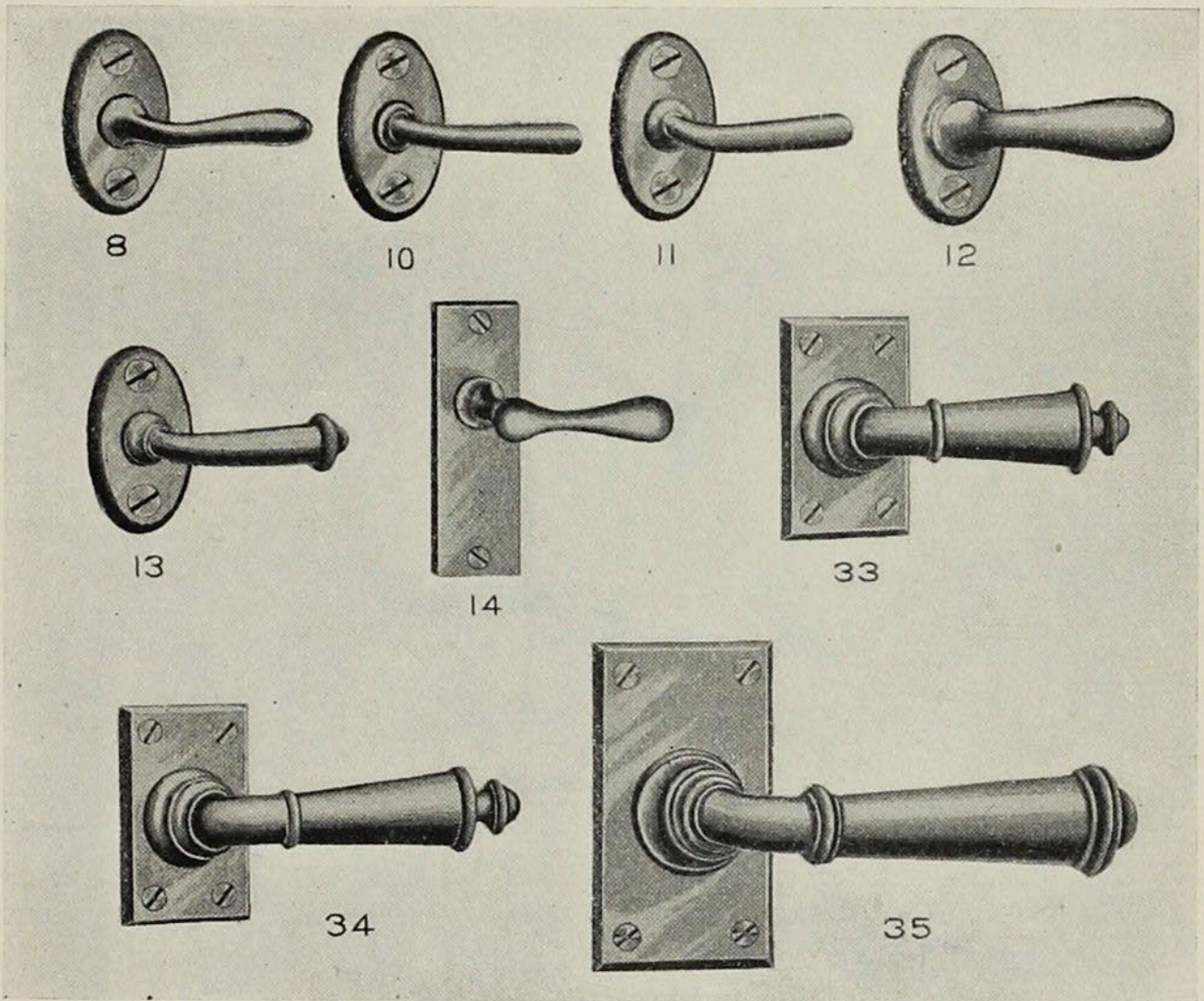
No.		Each.*
7,	Plate $2 \times \frac{3}{4}$ inches, Handle, $1\frac{1}{8}$ inches,	\$.80
8,	" $2 \times 1\frac{1}{16}$ " " $1\frac{3}{4}$ "	.80
9,	" " " " $1\frac{7}{8}$ "	.90
10,	" $2\frac{1}{2} \times 1\frac{1}{4}$ " " $2\frac{1}{4}$ "	1.10

THUMB-PIECES AND PLATES.

1,	Rose $1\frac{1}{8}$ inches,	Thumb-piece $1\frac{1}{8}$ inches,	\$.30
4,	Plate $2\frac{1}{4} \times 1\frac{1}{4}$ inches,	" " $1\frac{3}{4}$ "	.80
5,	" $1\frac{7}{8} \times 1\frac{1}{8}$ "	" " $1\frac{3}{8}$ "	.50

* Buffed, Bronze or Brass. Card Frames also made in Iron. For article on "Metals and Finishes" see page 595, and for Nomenclature of Finishes and Explanation of Finish Symbols see page 609.


See Note as to Method of Pricing, page 33. Cuts $\frac{1}{4}$ Size.



Lever Handles and Plates.

No.	Plate, 2	× 1 ¹ / ₁₆ inches.	Handle, 1 ³ / ₄ inches,	Each *
8,	"	"	"	\$.90
10,	"	"	"	.90
11,	"	"	"	.90
12,	"	"	"	1.55
13,	"	"	"	1.00
14,	3	× 1	"	.90
33,	"	2 ¹ / ₂ × 1 ⁵ / ₈	"	2.20
34,	"	2 ¹ / ₂ × 1 ⁵ / ₈	"	3.30
35,	"	3 ¹ / ₂ × 3	"	5.50

Auxiliary Spring Attachment for Lever Handles, to Prevent Sagging of Handle.

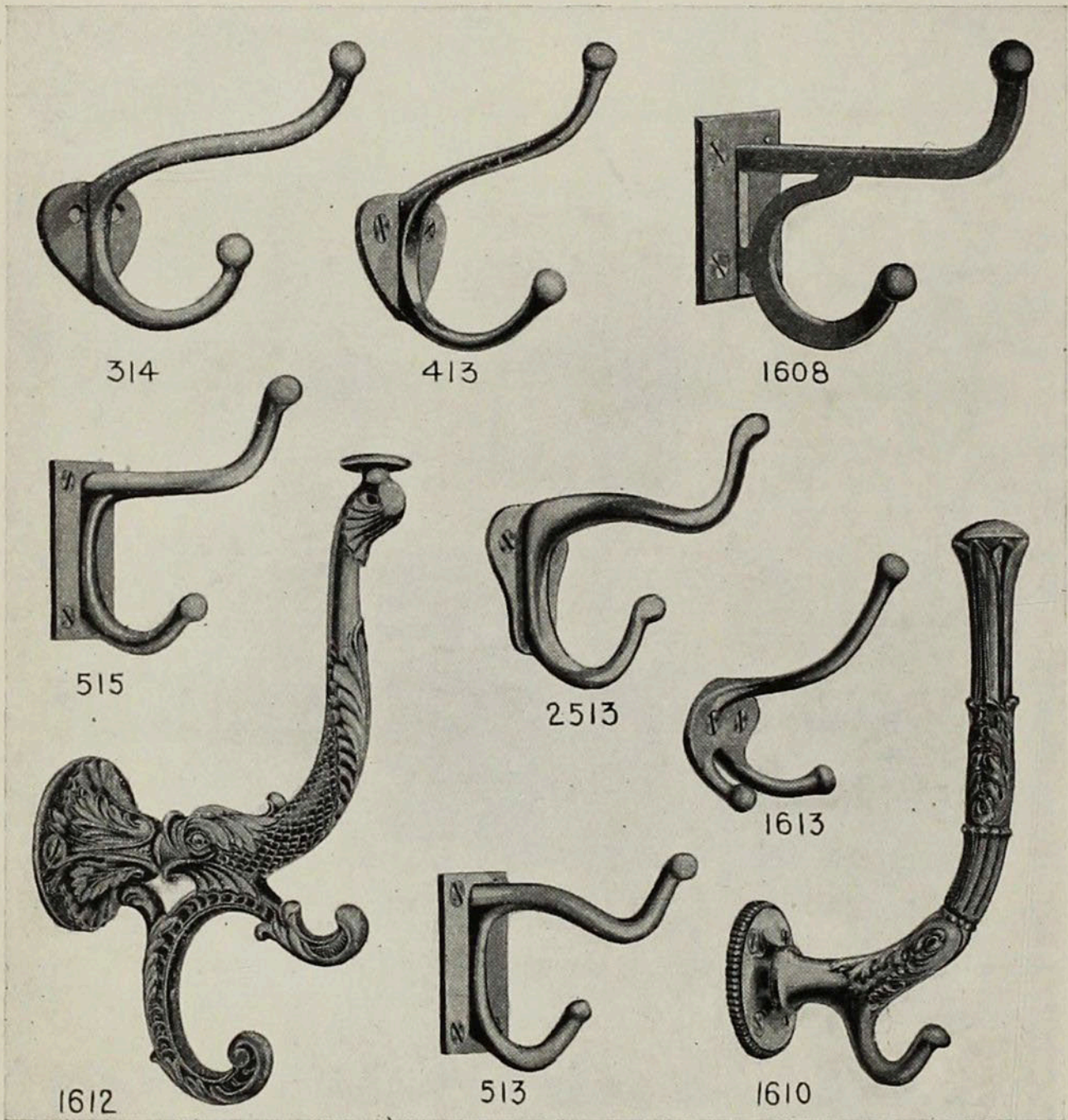


The case contains a coiled steel spring which is compressed by the retraction of the latch bolt by the lever handle. When the latter is released it returns to its normal position, thus relieving the lock hub spring.

Additional Price, each, \$1.10

* Buffed Bronze or Brass. For article on "Metals and Finishes" see page 595, and for Nomenclature of Finishes and Explanation of Finish Symbols see page 609.

See Note as to Method of Pricing, page 33. Cuts ¹/₄ Size.

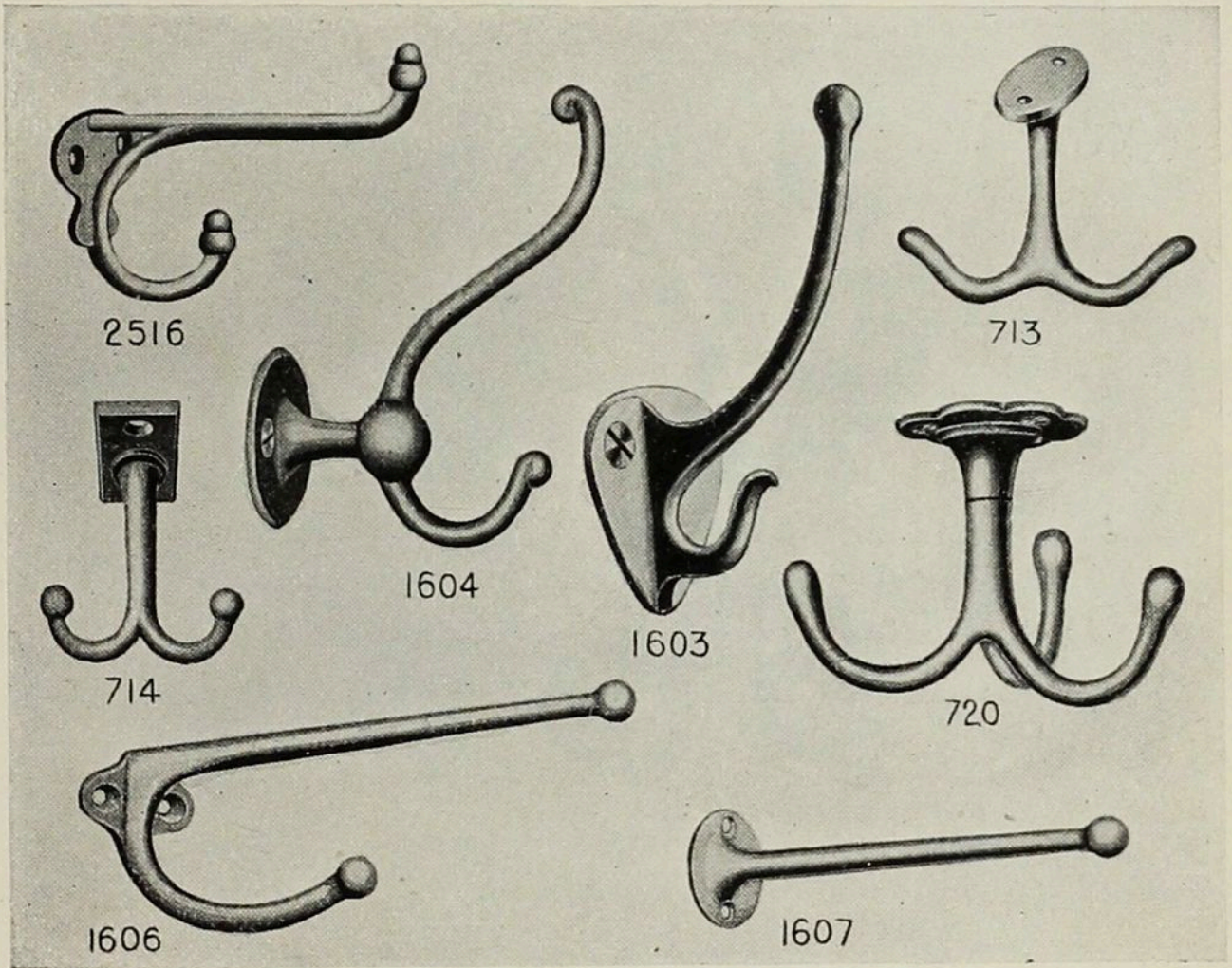


Coat, Hat and Hall Tree Hooks.

No.	HALL TREE HOOKS.	Each.*
1610,	Projection of upper Hook, 5 1/2 inches,	\$5.50
1612,	" " " " 4 3/8 "	4.50
COAT AND HAT HOOKS.		
314,	Projection of upper Hook, 3 1/4 inches,	\$.50
413,	" " " " 3 1/8 "40
513,	" " " " 3 1/4 "55
515,	" " " " 3 1/8 "55
1608,	" " " " 4 "75

* In Buffed Brass or Bronze. Nos. 413 and 1612 also made in Iron. For article on "Metals and Finishes" see page 595, and for Nomenclature of Finishes and Explanation of Finish Symbols see page 609.

See Note as to Method of Pricing, page 33. Cuts 1/4 Size.



Coat, Hat, Ceiling and Towel Hooks.

COAT AND HAT HOOKS.

No.		Each.*
1603,	Projection of upper Hook, 3 inches,	\$1.85
1604,	" " " " 4 "	1.10
1613,†	" " " " 2 "	.55
2513,†	" " " " 3 1/4 "	.15
2516,	" " " " 3 1/2 "	.05

CEILING HOOKS.

713,	Length of Hook 2 3/8 inches,	\$.50
714,	" " " " 2 1/8 "	.55
720,‡	" " " " 3 "	1.40

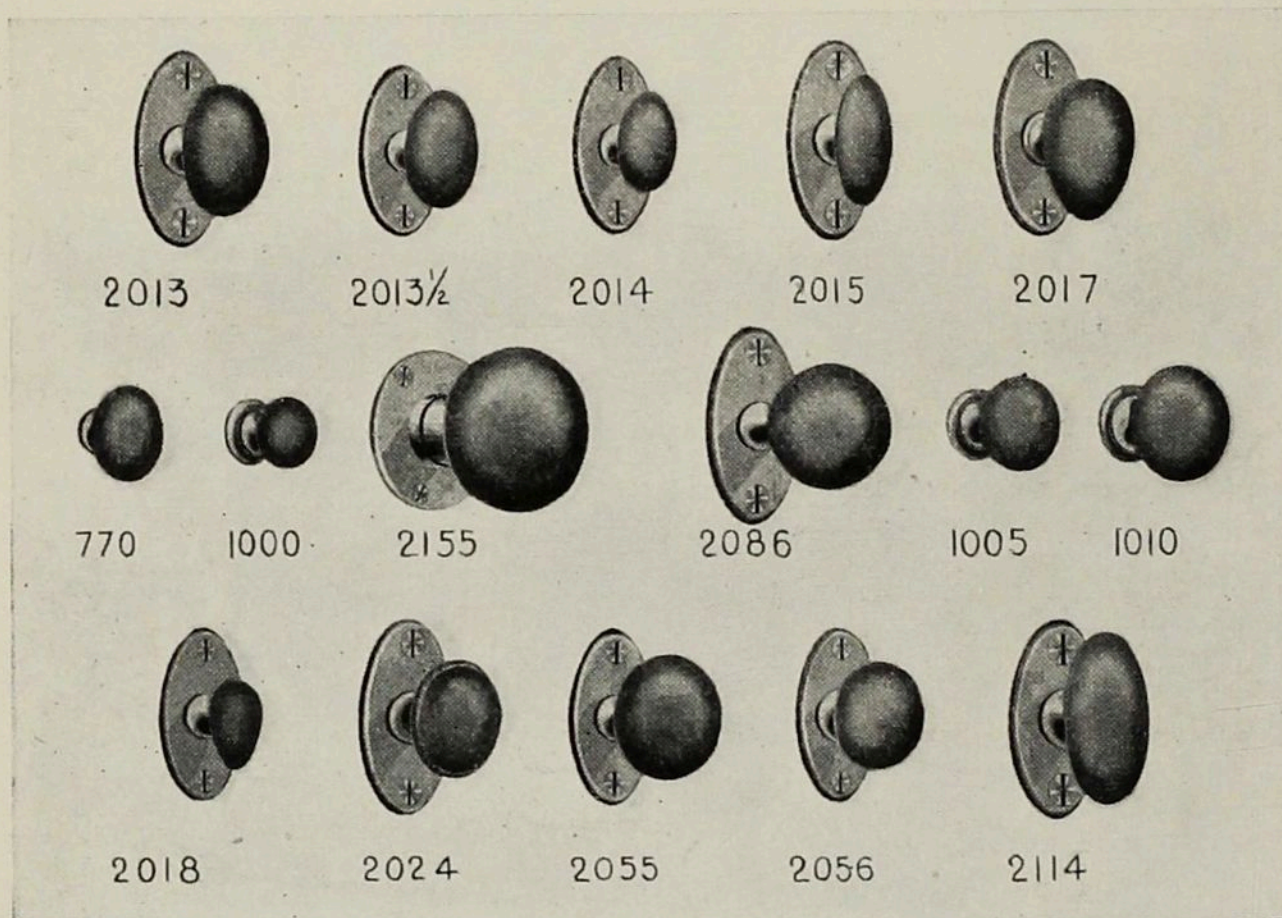
TOWEL HOOKS.

1606,	Projection of upper Hook, 5 1/2 inches,	\$.85
1607,	" " " " 4 1/2 "	.65

* In Buffed Brass or Bronze. No. 713 also made in Iron. Nos. 2513 and 2516 made in Iron only. For article on "Metals and Finishes" see page 595; and for Nomenclature of Finishes and Explanation of Finish Symbols see page 609.

† Illustrated on opposite page. ‡ Revolving Ceiling Hook.

See Note as to Method of Pricing, page 33. Cuts 1/4 Size.



Thumb, Shutter and Drawer Knobs.

THUMB-KNOBS AND PLATES.†

No.		Each.*	No.		Each.*
2013,	$1\frac{3}{8} \times \frac{7}{8}$ inches,	\$1.35	2017,	$1\frac{3}{8} \times 1$ inches,	\$1.40
2013 $\frac{1}{2}$,	$1\frac{1}{4} \times \frac{3}{4}$ "	1.20	2018,	$1 \times \frac{5}{8}$ "	1.10
2014,	$1 \times \frac{5}{8}$ "	1.10	2055,	$1\frac{1}{4} \times 1\frac{1}{4}$ "	1.20
2015,	$1\frac{3}{8} \times \frac{3}{4}$ "	1.20	2056,	$1\frac{1}{8} \times 1\frac{1}{8}$ "	1.20
2114,	$1\frac{3}{4} \times \frac{7}{8}$ "	.80	2155,	$1\frac{3}{4} \times 1\frac{3}{4}$ "	1.10
2024,	$1\frac{1}{4} \times 1\frac{1}{4}$ "	1.20			

SHUTTER KNOBS.

770,	1×1 inches,	\$.30	1310,	$1\frac{1}{4} \times 1\frac{1}{4}$ inches,	\$.40
1300,	$\frac{3}{4} \times \frac{3}{4}$ "	.25	771,	$1\frac{1}{8} \times \frac{5}{8}$ "	.35
1305,	1×1 "	.30			


DRAWER KNOBS.

1000,	$\frac{3}{4} \times \frac{3}{4}$ inches,	\$.30	1010,	$1\frac{1}{4} \times 1\frac{1}{4}$ inches,	\$.45
1005,	1×1 "	.35	1771,	$1\frac{1}{8} \times \frac{5}{8}$ "	.40

* In Buffed Brass or Bronze. For article on "Metals and Finishes" see page 595, and for Nomenclature of Finishes and Explanation of Finish Symbols see page 609.

† With Solid Spindles: Specify Size of Spindle, $\frac{3}{16}$, $\frac{1}{4}$ or $\frac{5}{16}$.

See Note as to Method of Pricing, page 33. Cuts $\frac{1}{4}$ Size.



Letter Hole Plates.


Buffed Bronze or Brass.*

No.		Size	inches,	Each.
745,†	Front only,	2 × 7	"	\$1.85
747,†	With Inside Plate,	" "	"	2.50
749,†	" Hood,	" "	"	3.65
845,	Front only,	2 1/2 × 7	"	2.25
847,	With Inside Plate,	" "	"	2.85
849,	" Hood,	" "	"	4.00
1505,	Front only,	3 × 7 7/8	"	4.00
1505 1/2,	With Inside Plate,	" "	"	5.25
1506,	Front only,	2 1/4 × 6 1/8	"	2.00
1506 1/2,	With Inside Plate,	" "	"	2.60
1507,	" Hood,	" "	"	4.00
1508,	Front only,	" "	"	2.25
1508 1/2,	With Inside Plate,	" "	"	2.85

* In Buffed Brass or Bronze. For article on "Metals and Finishes" see page 595, and for Nomenclature of Finishes and Explanation of Finish Symbols see page 609.

† Also made in Iron.

See Note as to Method of Pricing, page 33. Cuts 1/4 Size.



32 No. 1-P Club Letter Boxes.

Yale Letter Boxes

For Clubs and Office Buildings.

The above illustration shows a nest of boxes with roundabout as regularly furnished.


For further details see below and opposite page.

WOOD.—The partitions and roundabout are made of white wood, and the prices on next page cover the fronts and woodwork, but do not include mouldings or panels which should be used to cover the white wood roundabout when the fronts of the boxes are not set in flush with the face of the wall. These mouldings and panels can be furnished with the boxes, if desired, at an additional price. The rear of the boxes is closed by a white wood back.

KEYS.—Three Paracentric Keys No. 8 are furnished with each box. Keys will not be duplicated by number or drawing, but one of the original keys is required. If they are all lost the tumbler case (or cylinder) of the lock, or the front of the box itself, must be returned. If wanted reset to the original key the lock must be accompanied by one of the latter; otherwise it will be reset to a new combination.

NUMBERING.—Boxes can be numbered as desired at an additional price of five cents each net.

GLASS.—Heavy beveled plate glass is used in the fronts.



Yale Letter Boxes.

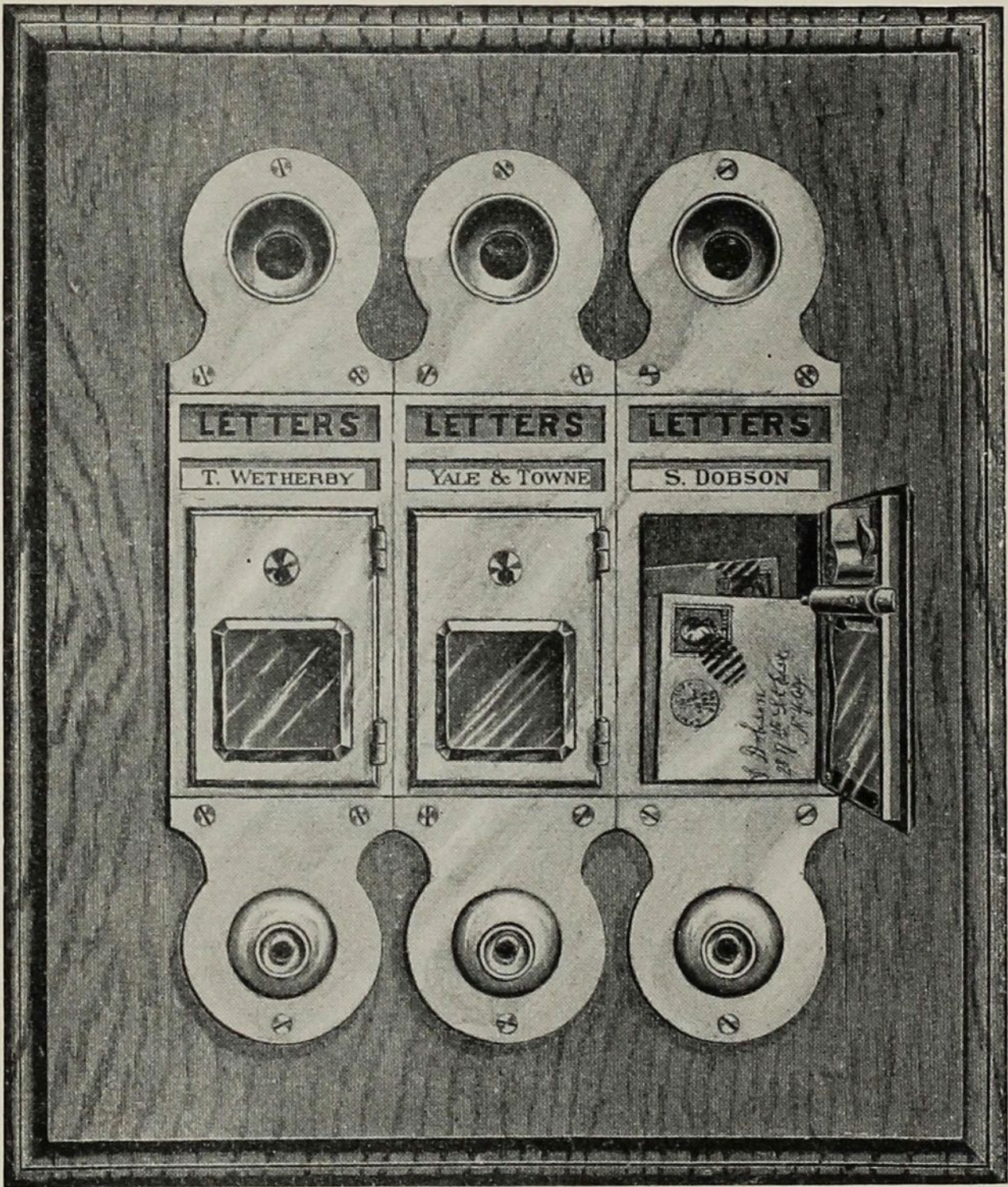
For Clubs and Office Buildings.

Buffed Bronze or Brass.*

No.	Each.
0-P, Inside size, 10 × 5 1/2 × 10 inches,	\$20.00
1-P, " " 7 5/8 × 5 × 10 "	14.50
2-P, " " 5 7/8 × 5 × 10 "	11.75
2 1/2-P, " " 5 1/2 × 4 1/4 × 10 "	11.25

* Also furnished with Ornamental Front, as in Nos. 0, 1, 2 and 2 1/2 at same price. May be had in a variety of finishes to harmonize with other hardware or with the woodwork of the room. For articles on "Metals and Finishes" see page 595, and for Nomenclature of Finishes and Explanation of Finish Symbols see page 609.

See Note as to Method of Pricing, page 33. Cuts 1/4 Size.



Yale Apartment House Letter Boxes.

Size, wooden panel shown above, $22\frac{1}{2} \times 18\frac{1}{2}$ ins. Each box provided with Yale Lock and 2 No. 7 Corrugated Keys, also Electric Push Button and Mouth Piece. Buffed Bronze or Brass.*


		Each. †
Without Mouth Piece or Panel,		\$11.00
With " " without Panel,		13.25
Without " " with Ash, Oak or Birch Panel, †		17.25
With " " " " " " " " " "		19.25

* For article on "Metals and Finishes" see page 595, and for Nomenclature of Finishes and Explanation of Finish Symbols see page 609.

† Also furnished with Panel of Cherry, Walnut, Mahogany or other wood harmonizing with wood work of building, at additional price.

‡ If wanted without Push Buttons a deduction will be made.

See Note as to Method of Pricing, page 33. Cuts $\frac{1}{4}$ size.



Yale
Hallway Letter Boxes.

These boxes are intended for use in hallways of Office Buildings, Apartment Houses, etc.

Box of Solid Bronze, with two Yale corrugated keys.

Buffed Bronze.*

No	Each.
2, Depth, 3 inches; Width, 7 inches; Height, 11 inches,	\$15.50
3, Depth, 2 inches; Width, 5 inches; Height, 8 inches,	8.50

Figures and Letters.

For Plain and Ornamental Figures see Part VII, Section 10, pages 880 to 884.

For Plain and Ornamental Letters see Part VII, Section 11, pages 885 and 886.

Kick Plates.

		Per 100 sq. Inches.
Polished or unpolished Bronze.*		
Not larger than 12 × 48 inches, Without offsets,	{	$\frac{1}{16}$ inch thick, \$3.75
		$\frac{1}{10}$ " " 5.30
		$\frac{1}{8}$ " " 6.25
Larger than 12 × 48 inches, Without offsets,	{	$\frac{1}{16}$ " " 4.75
		$\frac{1}{10}$ " " 6.75
		$\frac{1}{8}$ " " 8.00


For Ornamental Kick Plates, see pages 870 and 871.

Push Buttons.

For Plain and Ornamental Push Buttons see Part VII, Section 13, pages 895 to 903.

* Also made in Japanned and Bronzed Iron. For article on "Metals and Finishes" see page 595, and for Nomenclature of Finishes and Explanation of Finish Symbols see page 609.

See Note as to Method of Pricing, page 33. Cuts $\frac{1}{4}$ Size.



Push Plates.

Buffed Bronze or Brass.*

Round Corners and Round Edges (Fig. 1).

CAST BRONZE.

Size.	Each.	Size.	Each.
$8\frac{1}{2} \times 2\frac{1}{2}$ inches,	\$1.65	$12 \times 3\frac{1}{2}$ inches,	\$3.75
$9 \times 2\frac{1}{2}$ "	1.75	12×4 "	4.25
$9\frac{7}{8} \times 2\frac{3}{4}$ "	2.10	$13\frac{1}{4} \times 2\frac{3}{4}$ "	2.80
10×3 "	2.35	$14 \times 3\frac{1}{4}$ "	4.00
11×3 "	2.55	16×4 "	5.75
$11 \times 3\frac{1}{2}$ "	3.40	$19\frac{3}{4} \times 4$ "	7.00

WROUGHT BRONZE—REVERSED.

$10 \times 2\frac{3}{4}$ inches,	1.10
----------------------------------	------

* Wrought Bronze Plate is also made in Steel. For article on "Metals and Finishes" see page 595, and for Nomenclature of Finishes and Explanation of Finish Symbols see page 609.

See Note as to Method of Pricing, page 33. Cuts $\frac{1}{4}$ Size.

Push Plates—Continued.

Buffed Bronze or Brass.*

Square Corners and Beveled Edges (Fig. 4).

CAST BRONZE.

Size.	Each.	Size.	Each.
10×3 inches,	\$2.35	18×4 inches,	\$6.35
11×3 "	2.55	20×4 "	7.00
12×3 "	2.80	24×4 "	8.50
14×3½ "	4.30	24×5 "	10.60
16×4 "	5.75		

Also furnished in 27 irregular sizes, from 10×2½ inches up to 28¼×3¼ inches.

WITH LETTERING.

3×2 inches, with "Push," Fig. 2,			\$.50
3×2 " " "Pull," " 3,			.50
11×3 " " "Push,"			2.55
14×3¼ " " " "			4.00
16×4 " " " "			5.75
24×4½ " " " "			9.50


Also furnished in 8 irregular sizes, from 8×3 up to 32×4 inches.

WROUGHT BRONZE (SOLID ROLLED).

Size.	Each.	Size.	Each.
10×3 inches,	\$1.35	18×3½ inches,	\$2.80
12×3 "	1.60	12×4 "	2.10
15×3 "	2.00	16×4 "	2.80
12×3½ "	1.85	18×4 "	3.25
15×3½ "	2.35	24×4 "	4.25

*Cast Bronze, also made in Iron and Wrought Bronze; also made in Steel. For article on "Metals and Finishes" see page 595, and for Nomenclature of Finishes and Explanation of Finish Symbols see page 609.

See Note as to Method of Pricing, page 33. Cuts ¼ Size.




Sash Hooks and Sockets.

Buffed Bronze or Brass.*

SASH HOOKS.		Each
No.		
1358, 3 inch,		\$.85
1359, 3 "		1.00
SASH SOCKETS.		
412, Rim, 1 × 2 inches,		.15
410, " 1 1/8 " (Round),		.15
400, " 1 3/8 × 2 3/8 "		.35
1352, " 2 × 3 "		.60
1353, Mortise case, 1 3/4 × 1 7/8 × 1/2 inches,		2.65
1354, Flush Rim case, 1 3/4 × 2 7/8 × 1/2 inches,		2.65

*Nos. 1358, 400, 410 and 412 also made in Iron. For article on "Metals and Finishes" see page 595, and for Nomenclature of Finishes and Explanation of Finish Symbols see page 609.

See Note as to Method of Pricing, page 33. Cuts 1/4 Size.



Sash Centers.

Buffed Bronze or Brass.*

FOR VERTICAL SWING.

No.	Set.
1335, 14 sizes, from $\frac{1}{2} \times 4 \times 1\frac{1}{2}$ inches up to $\frac{1}{2} \times 5 \times 3\frac{1}{8}$ inches,	from \$4.50 to \$11.00

FOR HORIZONTAL SWING.


1355, $\frac{1}{4} \times 2\frac{5}{8} \times 1\frac{3}{8}$ inches,	3.00
---	------

FOR TRANSOMS.

1345, $4 \times 1\frac{1}{4}$ inches,	2.25
1315, Plate, $2\frac{3}{8} \times \frac{7}{8}$ inches; Pivot Plate, $1\frac{3}{4} \times \frac{3}{4}$ inches,35

* No. 1315 is made in Iron only. For article on "Metals and Finishes" see page 595, and for Nomenclature of Finishes and Explanation of Finish Symbols see page 609.

See Note as to Method of Pricing, page 33. Cuts $\frac{1}{4}$ Size.




Sash Fasteners and Lifts.

Buffed Bronze or Brass.*

No.	SASH FASTENERS.			Each.
1371, Self-locking,	$1\frac{1}{8} \times 2\frac{5}{8}$	inches,	.	\$1.35
1372, " "	$1 \times 2\frac{1}{4}$	" "	.	1.25
2550, . . .	$1\frac{1}{8} \times 2\frac{1}{4}$	" "	.	.60
2750, . . .	$1\frac{1}{4} \times 2\frac{7}{8}$	" "	.	1.20
1376, Yale Screw,	$2\frac{1}{2} \times 2\frac{1}{8}$	" "	.	1.35
W1400, Vulcan,	$2\frac{3}{4} \times 1\frac{3}{4}$	" "	.	.75
HOOK SASH LIFTS.				
W7343, Wrought,	$1\frac{1}{4} \times 1\frac{3}{4}$	inches,	.	.10
W5343, " "	$1\frac{3}{8} \times 1\frac{3}{4}$	" "	.	.10
84, Cast,	$1\frac{1}{2} \times 1\frac{3}{4}$	" "	.	.35
91, " "	$2 \times 1\frac{3}{4}$	" "	.	.35
1342, " "	1×2	" "	.	.60
1339, " "	$1\frac{3}{4} \times 1\frac{7}{8}$	" (with locking device),	.	1.00

*Nos. 1371 and 1372 also made in Iron; Nos. 1376, W1400, 7343 and 5343 also made in Steel. Nos. 2550 and 2750 made in Iron only. For article on "Metals and Finishes" see page 595, and for Nomenclature of Finishes and Explanation of Finish Symbols see page 609.


See Note as to Method of Pricing, page 33. Cuts $\frac{1}{4}$ Size.



Bar Sash Lifts.

Buffed Bronze or Brass.*

No.	Size.	Each.	No.	Size.	Each.
215,	1 1/4 x 5 inches,	\$.80	202,	1 1/2 x 5 inches,	\$.90
1365,	1 1/4 x 5 " "	1.55	201,	1 1/2 x 5 1/4 " "	.90
1364,	1 1/4 x 5 1/8 " "	.90	1361,	1 3/4 x 5 1/2 " "	1.65
1463,	1 3/8 x 5 1/8 " "	.90	1366,	1 3/4 x 5 5/8 " "	1.25
1362,	1 1/2 x 4 3/4 " "	1.10	1360,	2 x 7 " "	2.25




1390

Rim Sash Lifts.

No.	Size.	Each.
1390,	1 1/4 x 3 inches.	\$.20

* Nos. 215, 1364, 1366 and 1463 also made in Iron; No. 1390 also made in Steel. For article on "Metals and Finishes" see page 595, and for Nomenclature of Finishes and Explanation of Finish Symbols see page 609.

See Note as to Method of Pricing, page 33. Cuts 1/4 Size.



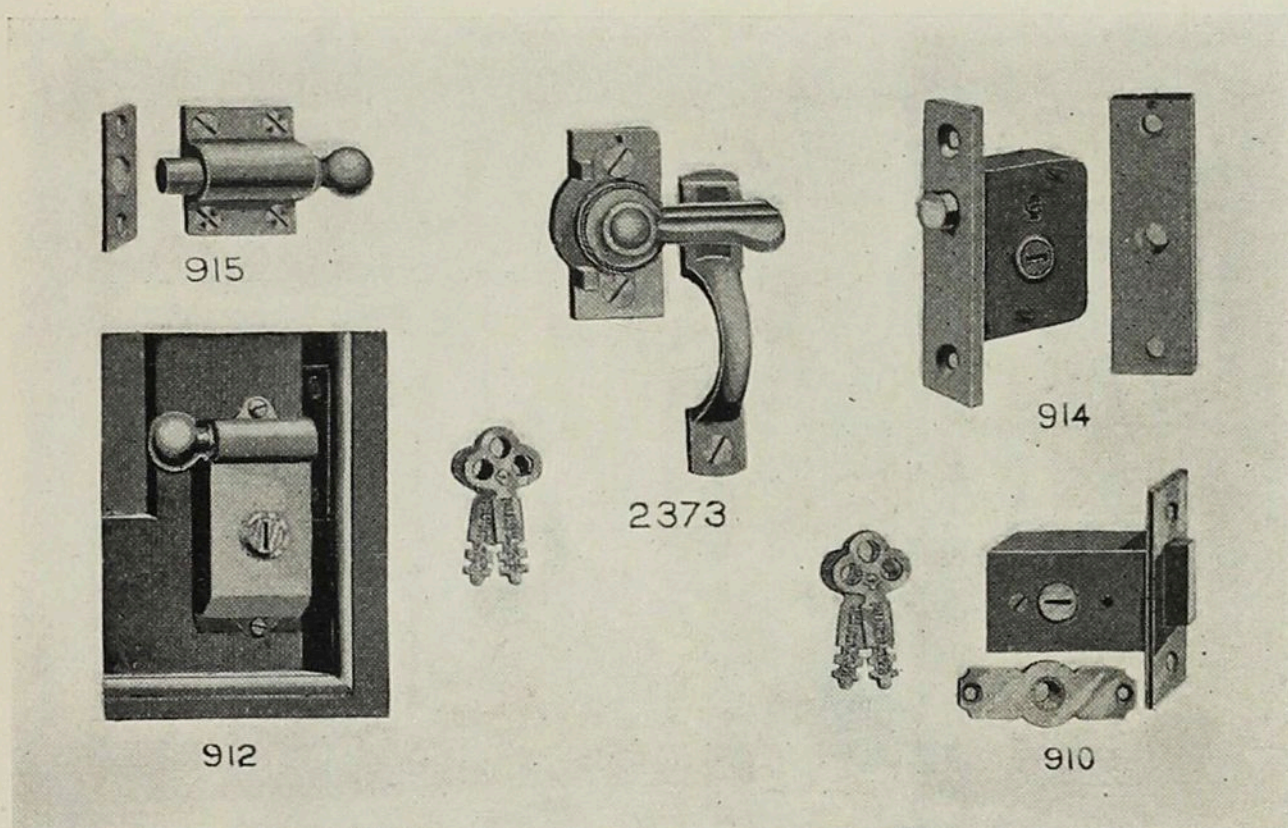
Flush Sash Lifts.

Buffed Bronze or Brass.*

No.				Each.
W1324,	Wrought,	Straight Edge,	$1\frac{3}{8} \times 2\frac{7}{8}$ inches,	\$.15
W7349,	"	Round,	$1\frac{1}{2} \times 3$ "	.15
W5349,	"	Beveled,	$1\frac{1}{2} \times 3\frac{1}{4}$ "	.15
1347,	Cast,	Straight	$1\frac{1}{4} \times 3$ "	.40
1344,	"	"	$1\frac{1}{2} \times 3$ "	.40
1344L,	"	"	$1\frac{1}{2} \times 3$ "	1.75
2100,	"	"	$1\frac{3}{4} \times 3$ "	.20
1325,	"	"	$1\frac{7}{8} \times 4\frac{1}{8}$ "	1.35
1349,	"	"	$2 \times 3\frac{1}{2}$ "	.70
1349L,	"	"	$2 \times 3\frac{1}{2}$ "	2.00
71347,	"	Round	$1\frac{1}{4} \times 3$ "	.50
71344,	"	"	$1\frac{1}{2} \times 3\frac{1}{4}$ "	.50
71349,	"	"	$2 \times 3\frac{1}{2}$ "	.80
1347B,	"	Beveled,	$1\frac{1}{4} \times 3$ "	.50
1344B,	"	"	$1\frac{1}{2} \times 3$ "	.50
2095,	"	"	$1\frac{3}{4} \times 3$ "	.20
1349B,	"	"	$2 \times 3\frac{1}{2}$ "	.70

* Nos. W1324, W7349 and W5349 also made in Steel. Nos. 2100 and 2095 made in Iron only. For article on "Metals and Finishes" see page 595, and for Nomenclature of Finishes and Explanation of Finish Symbols see page 609.

See Note as to Method of Pricing, page 33. Cuts $\frac{1}{4}$ Size.



Sash Bolts, Fasteners and Locks.

Buffed Bronze or Brass.*

SASH SPRING BOLT.

No.	Each.
915, $1\frac{1}{4} \times 1\frac{1}{8}$ inches,	\$.70

CELLAR SASH FASTENER.

2373, Plate, $\frac{1}{4} \times 2$ inches,20
---	-----

SASH SPRING LOCK.


912, Rim Case, $2\frac{1}{2} \times 1$ inches,	2.25
914, Mortise Case, $1\frac{3}{4} \times 1\frac{1}{4}$ " Backset, $\frac{3}{4}$ inch,	2.00

SASH DEAD LOCK.

910, Mortise Case, $1\frac{1}{8} \times 1\frac{7}{8}$ inches. Backset, $1\frac{1}{8}$ inches,	2.50
---	------

*No. 2373 made in Iron only. For article on "Metals and Finishes" see page 595, and for Nomenclature of Finishes and Explanation of Finish Symbols see page 609.

See Note as to Method of Pricing, page 33. Cuts $\frac{1}{4}$ Size.



Sliding Door Latches and the Leeds Gate Fixtures.

No.	SHUTTER OR SLIDING DOOR LATCH.	Set.*
1708,	Case, $6\frac{1}{2} \times 2\frac{1}{8} \times \frac{5}{8}$ ins., for doors which slide flush,	\$2.00
"	" " " " " " for doors which do not slide flush,	2.50

OPERATED.—Latch Bolt by Thumb-piece from one or both sides. Dead-locked by Key. Latch spring-catches when Shutter is closed, then by a one-quarter turn of Thumb-piece the Shutter is drawn tight up against the jamb.

No.	SLIDING DOOR LATCH.	Set.*
1710,	Case, $1\frac{7}{8} \times 2\frac{1}{4} \times \frac{1}{2}$ ins., for doors which slide flush,	\$.70
"	" " " " " " for doors which do not slide flush,	1.15



OPERATED.—By Thumb-piece from one or both sides. Shutter or Door is drawn tight against jamb by an additional quarter-turn of Thumb-piece, see No. 1708 above.

LEEDS GATE FIXTURES.

Complete Fixtures consist of Front Plate, Back Plate, Thumb-pieces, Each.*
Strike, Hook, Staple, Post Hinge, Gate Hinge, Nut and Washer, . \$1.50

* Latches, Buffed Bronze or Brass; Gate Fixtures, Japanned Iron. For article on "Metals and Finishes" see page 595, and for Nomenclature of Finishes and Explanation of Finish Symbols see page 609.

See Note as to Method of Pricing, page 33. Cuts $\frac{1}{4}$ Size.




Signs.

Buffed Bronze or Brass.*

Lettering.	Size.	Each.
Bill Clerk, . . .	2 $\frac{1}{4}$ \times 10 inches,	\$3.30
Bookkeeper, . . .	2 $\frac{1}{4}$ \times 12 "	4.35
Cashier, . . .	2 $\frac{1}{4}$ \times 8 "	2.65
" . . .	2 $\frac{1}{4}$ \times 12 "	3.75
Entrance, . . .	2 $\frac{1}{4}$ \times 12 "	4.00
General, . . .	1 $\frac{1}{2}$ \times 6 $\frac{3}{4}$ "	2.40
" . . .	1 $\frac{1}{2}$ \times 8 $\frac{1}{2}$ "	2.60
Inquiry, . . .	2 $\frac{1}{4}$ \times 12 "	3.75
Ladies, . . .	2 $\frac{1}{4}$ \times 8 "	2.40
No Admittance, . . .	2 $\frac{1}{4}$ \times 12 "	4.75
Office, . . .	3 $\frac{1}{2}$ \times 14 "	5.75
Packages, . . .	2 $\frac{1}{4}$ \times 12 "	4.00
President, . . .	2 $\frac{1}{4}$ \times 12 "	4.25
Private, . . .	2 $\frac{1}{4}$ \times 7 $\frac{1}{2}$ "	3.00
" . . .	2 $\frac{1}{4}$ \times 12 "	3.75
Secretary, . . .	2 $\frac{1}{4}$ \times 12 "	4.25
Special, . . .	1 $\frac{1}{2}$ \times 6 $\frac{3}{4}$ "	2.40
Superintendent, . . .	2 $\frac{1}{4}$ \times 12 "	5.25
Superintendent's Office, . . .	3 $\frac{3}{4}$ \times 13 "	9.25
Teller, . . .	2 $\frac{1}{4}$ \times 8 "	2.40

* For article on "Metals and Finishes" see page 595, and for Nomenclature of Finishes and Explanation of Finish Symbols see page 609.


See Note as to Method of Pricing, page 33. Cuts $\frac{1}{4}$ Size.



Shutter Bars.

Buffed Bronze or Brass.*

No.				Each.
1383,	Rim, Wrought,	$1\frac{3}{4} \times 1\frac{7}{8}$ inches,		\$.60
1384,	" "	$1\frac{3}{4} \times 2\frac{1}{2}$ "		.60
W230,	" "	2×2 "		.30
1381,	" Cast,	$1\frac{3}{4} \times 1\frac{3}{4}$ "		1.00
1382,	" "	$2 \times 1\frac{1}{8}$ "		1.00
1385,	Flush, "	$3\frac{5}{8} \times 2$ "		2.75



Transom Chains.

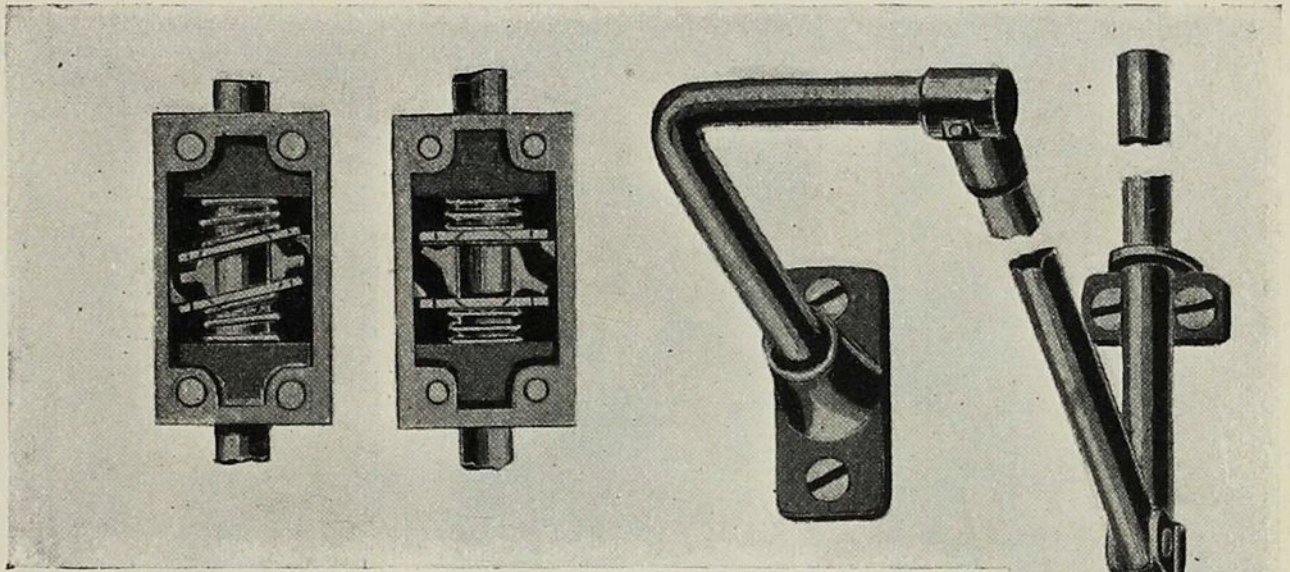
Buffed Bronze or Brass.*

No.				Each.
1333,	Plate,	$1\frac{3}{8} \times \frac{1}{2}$ inches;	chain 12 inches,†	\$1.00
1330,	"	$1\frac{1}{2} \times \frac{3}{4}$ "	" 9 "	1.00
1332,	"	$1\frac{3}{4} \times 1\frac{1}{4}$ "	" 12 "	1.35

* Nos. 1330, 1332 and 1333 also made in Steel For article on "Metals and Finishes" see page 595, and for Nomenclature of Finishes and Explanation of Finish Symbols see page 609.

† May be had with other lengths of chain

See Note as to Method of Pricing, page 33. Cuts $\frac{1}{4}$ Size.




Yale & Towne Transom Lifters.

On page 193 will be found article on Transom Trim, which gives detailed description and illustration of Transom Lifters.

For illustrations of Top, Center and Bottom hung Transoms see next page ; and page 815 for list of sizes, finishes and prices.

To find correct length of any style of Lifter wanted, deduct 4 feet from the distance between the floor and the center of Transom.

Where practicable it is well to furnish with orders for Special Lifters, not covered by list of regular goods on page 815, drawings or tracings showing horizontal cross section of transom and door casing.






Fig. 1. Top Hung.




Fig. 2. Center Hung.




Fig. 3. Bottom Hung.

Types of Transom Lifters.

Sizes, Prices and Finishes.

Plated Finishes on Steel, Polished. Bronze, Brass, Old Copper, Old Brass and Nickel.

FOR TOP OR CENTER HUNG TRANSOMS.

No.	Rod.	Length.	Each *	No.	Rod.	Length.	Each.*
S543,	$\frac{1}{4}$ inch,	3 feet,	\$.95	S556,	$\frac{5}{16}$ inch,	6 feet,	\$1.80
S544,	"	4 "	1.00	S565,	$\frac{3}{8}$ inch,	5 "	2.25
S553,	$\frac{5}{16}$ inch,	3 "	1.35	S566,	"	6 "	2.50
S554,	"	4 "	1.55	S567,	"	7 "	2.80
S555,	"	5 "	1.65	S568,	"	8 "	3.00

FOR BOTTOM HUNG TRANSOMS.

S643,	$\frac{1}{4}$ inch,	3 feet,	\$1.05	S656,	$\frac{5}{16}$ inch,	6 feet,	2.00
S644,	"	4 "	1.20	S665,	$\frac{3}{8}$ inch,	5 "	2.50
S653,	$\frac{5}{16}$ inch,	3 "	1.55	S666,	"	6 "	2.75
S654,	"	4 "	1.75	S667,	"	7 "	3.00
S655,	"	5 "	1.85	S668,	"	8 "	3.25
Additional Rod,	$\frac{5}{16}$ or $\frac{1}{4}$ inch,	per foot,	.30
"	"	$\frac{3}{8}$ inch,	.	.	.	"	.45

Solid Bronze or Brass.†

FOR TOP OR CENTER HUNG TRANSOMS.

No.	Rod	Length.	Each.*	No.	Rod.	Length.	Each.*
B143,	$\frac{1}{4}$ inch,	3 feet,	\$2.65	B156,	$\frac{5}{16}$ inch,	6 feet,	\$4.85
B144,	"	4 "	2.90	B165,	$\frac{3}{8}$ inch,	5 "	5.55
B153,	$\frac{5}{16}$ inch,	3 "	3.40	B166,	"	6 "	6.25
B154,	"	4 "	3.65	B167,	"	7 "	7.00
B155,	"	5 "	4.10	B168,	"	8 "	7.75


FOR BOTTOM HUNG TRANSOMS.

B243,	$\frac{1}{4}$ inch,	3 feet,	\$2.90	B256,	$\frac{5}{16}$ inch,	6 feet,	5.30
B244,	"	4 "	3.25	B265,	$\frac{3}{8}$ inch,	5 "	6.00
B253,	$\frac{5}{16}$ inch,	3 "	3.65	B266,	"	6 "	6.75
B254,	"	4 "	4.10	B267,	"	7 "	7.50
B255,	"	5 "	4.60	B268,	"	8 "	8.25
Additional Rod,	$\frac{1}{4}$ inch,	per foot,	.35
"	"	$\frac{5}{16}$ "	.	.	.	"	.60
"	"	$\frac{3}{8}$ "	.	.	.	"	.65

* Also furnished in Coppered Steel and Plated Finishes on Steel, Unpolished. For article on "Metals and Finishes" see page 595, and for Nomenclature of Finishes and Explanation of Finish Symbols see page 609.

† List numbers here given are for Bronze Lifters. Brass Lifters may be ordered by substituting letter A (Brass) for B (Bronze), as A143, etc. Prices of Bronze and Brass Lifters are the same.

See Note as to Method of Pricing, page 33. Cuts $\frac{1}{4}$ Size.



Rim Turnbuckles.


Buffed Bronze or Brass.*

No.		Each.
1068,	Plate, $1\frac{5}{8} \times 1\frac{1}{8}$ inches,	\$1.10
1068 $\frac{1}{2}$,	" $1\frac{5}{8} \times 1\frac{1}{8}$ " (with offset strike),	1.10
1067,	" $1\frac{5}{8} \times 1\frac{1}{2}$ "	1.10
1067 $\frac{1}{2}$,	" $1\frac{5}{8} \times 1\frac{1}{2}$ " (with offset strike),	1.10
1069,	" $1\frac{5}{8} \times 1\frac{1}{2}$ "	1.10
1069 $\frac{1}{2}$,	" $1\frac{5}{8} \times 1\frac{1}{2}$ " (with offset strike),	1.10
1073,	" $1\frac{5}{8} \times \frac{5}{8}$ "	1.10
1073,	" $1\frac{5}{8} \times 1\frac{1}{2}$ "	1.10
1081,	" $1\frac{3}{4} \times 1\frac{3}{8}$ "	1.10
1072,†	" $2\frac{3}{8} \times \frac{5}{8}$ "	1.00
1072,†	" $2\frac{5}{8} \times \frac{5}{8}$ "	1.00
1074,	Case, $3\frac{1}{4} \times 1\frac{1}{2}$ "	4.00

* No. 1069 also made in Iron. For article on "Metals and Finishes" see page 595, and for Nomenclature of Finishes and Explanation of Finish Symbols see page 609.

† Adapted for use on swinging sashes, cupboards, etc.

See Note as to Method of Pricing, page 33. Cuts $\frac{1}{4}$ Size.



Mortise Turnbuckles.

Buffed Bronze or Brass.*


No.	Case	Dimensions	Handle	Each.
1080,	Case,	$1\frac{3}{8} \times \frac{7}{8}$ inches,	with No. 7 T-handle,	\$2.35
"	"	$1\frac{1}{2} \times 1$	" " " "	2.35
1079,	"	$2\frac{1}{4} \times 1\frac{1}{8}$	" " " 9 "	1.90
"	"	$2\frac{1}{4} \times 1\frac{1}{4}$	" " " "	1.90
"	"	$2\frac{1}{4} \times 1\frac{1}{2}$	" " " "	2.10
"	"	$2\frac{5}{8} \times 1\frac{7}{8}$	" " " "	2.10
1078,	"	$3\frac{1}{4} \times 2\frac{1}{8}$	" " " 10 "	2.75
"	"	$3\frac{1}{2} \times 2\frac{5}{8}$	" " " "	3.10

WITH DEAD-LOCKING DEVICE.

1179,	Case,	$2\frac{1}{4} \times 1\frac{1}{2}$ inches,	with No. 9 T-handle,	2.60
1179R,	Rabbeted Front,			4.10
1178,	Case,	$3\frac{1}{4} \times 2\frac{1}{8}$ inches,	with No. 10 T-handle,	3.50
1178R,	Rabbeted Front,			5.25

* No. 1078 has Japanned Iron case, all others have Bronze case. For article on "Metals and Finishes" see page 595, and for Nomenclature of Finishes and Explanation of Finish Symbols see page 609.

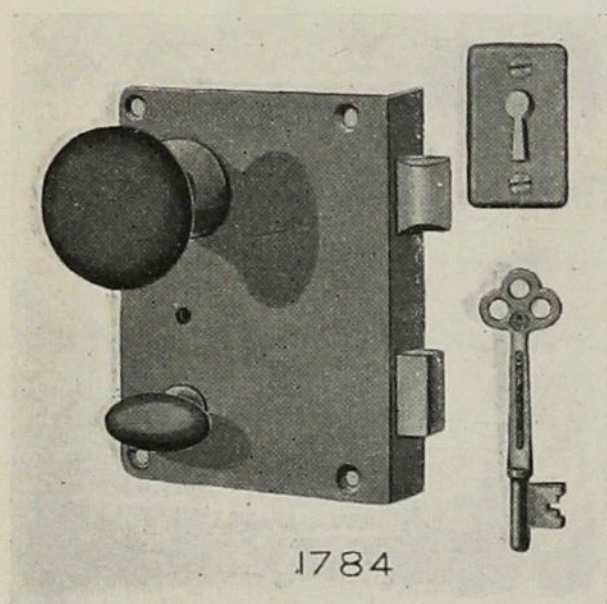
See Note as to Method of Pricing, page 33. Cuts $\frac{1}{4}$ Size.



Flush Rim Knob Bolt.

Buffed Bronze or Brass.*

No.	Each.
1780, Case, $3 \times 3\frac{1}{2}$ inches, and regular strike,	\$5.30
1780, with special strike for marble (No. 1111),	8.40



Flush Rim Knob Lock.


Buffed Bronze or Brass.*

OPERATED.—Style A, Latch Bolt by Knob from inside, by Key from outside; Dead Bolt by Thumb-piece from inside; Style B, Latch Bolt by Knob from either side; Dead Bolt by Thumb-piece from inside only.

No.	Each.
1784, Style A, Case, $4\frac{3}{8} \times 3\frac{3}{8}$ inches,	\$10.50
1784, Style B, “ “ “	11.25

* For article on “Metals and Finishes” see page 595, and for Nomenclature of Finishes and Explanation of Finish Symbols see page 609.

See Note as to Method of Pricing, page 33. Cuts $\frac{1}{4}$ Size.

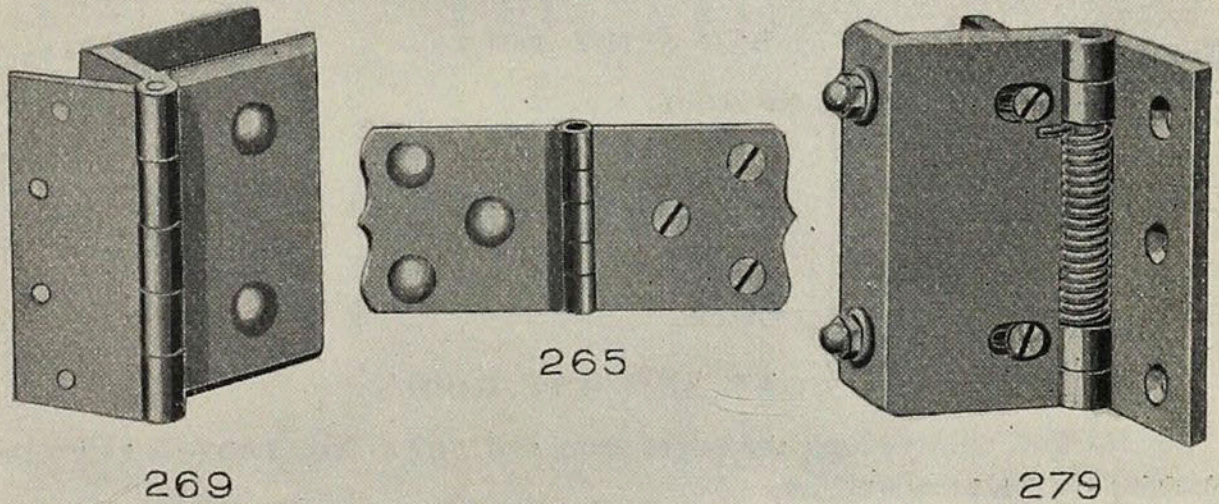


Indicator Bolts.

Buffed Bronze or Brass.*

Operated from within by Knob, and Dial on outside displays "engaged" when Bolt is shot, and "open" when Bolt is withdrawn.

No.		Each.
1086,	Rim Case, $2\frac{1}{2} \times 2\frac{3}{4}$ inches,	\$4.25
1087,	Mortise Case, $1\frac{5}{8} \times 2\frac{3}{4}$ inches,	4.25



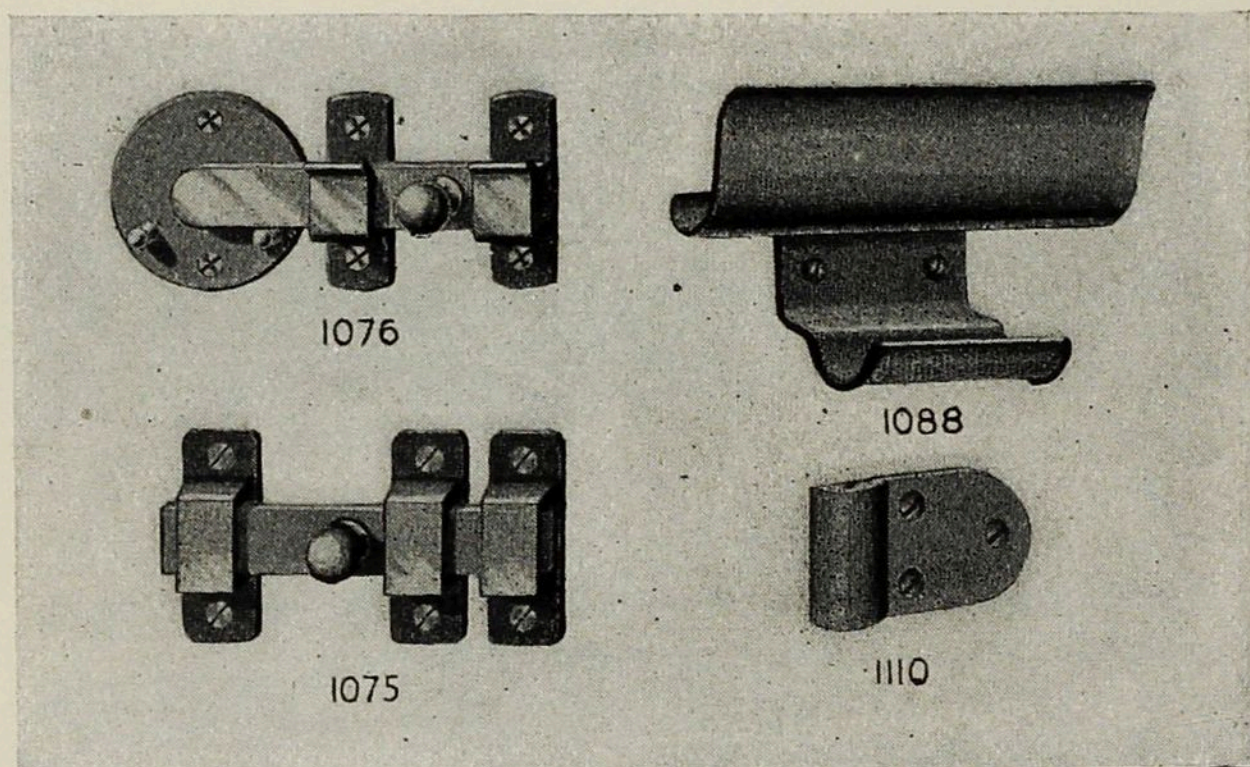
Butts and Clamp Hinges.

Buffed Bronze or Brass.*

No.		Pair.
265,	Fast Joint Surface Butts, $1\frac{7}{8} \times 4\frac{1}{2}$ inches, for wood,	\$2.65
" "	" " " " " " " " " " marble,	6.00
269,	Clamp Hinge, size of Butts, $3\frac{1}{2} \times 1\frac{3}{8}$ inches, for different thicknesses of marble as specified,	11.00
279,	Combined Clamp Hinge and Spring, size of Butt, $4 \times 3\frac{3}{4}$ inches. Adjustable to marble from $\frac{7}{8}$ to $1\frac{1}{4}$ inches thick,	12.25

* For article on "Metals and Finishes" see page 595, and for Nomenclature of Finishes and Explanation of Finish Symbols see page 609.

See Note as to Method of Pricing, page 33. Cuts $\frac{1}{4}$ Size.



Bolts, Latches, Hooks and Door Stops.

No.	BAR SLIDE BOLTS.	Each.*
1075,	2 $\frac{1}{4}$ \times 4 $\frac{1}{2}$ inches, for wood,	\$2.10
"	" " " " marble,	5.40

CLOSET LATCHES.

1076,	2 \times 4 $\frac{5}{8}$ inches, for wood,	2.10
"	" " " " marble,	5.40

COAT AND HAT HOOKS.

For list and illustrations see pages 794 and 795; No. 1603 is extensively specified for water closet use.

DOOR PULLS.

43,	5 $\frac{1}{2}$ \times 1 $\frac{1}{2}$ inches (illustrated on page 846),	1.00
-----	--	------

COMBINED CIGAR AND NEWSPAPER HOLDER.

1088,	3 \times 4 $\frac{1}{2}$ inches,	3.25
-------	--	------

DOOR STOPS.

1110,	1 $\frac{1}{2}$ \times 2 $\frac{3}{8}$ inches, with wood screws,	1.20
"	" " " " expansion bolts,	2.65
1111,	Height 3 inches, with bolts and nuts (see illustration page 790), made for various thicknesses of marble as specified,	3.75

*In Buffed Bronze or Brass. For article on "Metals and Finishes" see page 595, and for Nomenclature of Finishes and Explanation of Finish Symbols see page 609.

See Note as to Method of Pricing, page 33. Cuts $\frac{1}{4}$ Size.